

TECHNICAL PROPOSAL (OSP)



LOCATION A

LAT : 4.349805 , LONG : 100.892813



LOCATION B

LAT : 4.353554 , LONG :100.881952

EXISTING CIVIL INFRASTRUCTURE .PROPOSED 1WAY HDD PULLING FIBRE OPTIC CABLING

Project Name: TP EXT IMPLEMENTATION AT JALAN 5, BOTA (TNB SUBSTATION BOTA)

Region : NORTHERN

Site/Link Name : AB_14-0913_JT4069_BANDAR SRI ISKANDAR_JT4069_AIR TAWAR

Site A : JT4069_BANDAR SRI ISKANDAR

Site B : JT4069_AIR TAWAR

Table of Contents

1.0 OSP

- Section 1 : Proposal Sign-off sheet
- Section 2 : OSP & ISP Summary
- Section 3 : Bill of Quantity (Without Pricing)
- Section 4 : OSP Routing Plan
- Section 5 : OSP Snapshot
- Section 6 : Room/Cabin Layout
- Section 7 : 3rd Party Dependency Listing
- Section 8 : Work Schedule



1.0 OSP

Section 1: Proposal Sign-off sheet

This proposal is to provide new civil infrastructure and fibre optic cabling for link below :

Location A : JT4069_BANDAR SRI ISKANDAR

Location B : JT4069_AIR TAWAR

Contractor

Name : MUTANIC TECHNOLOGY SDN BHD

Signature : 

Check & Approved date : 03/09/2024

Submission Date : 03/09/2024

CelcomDigi Authorized Personel

Verify By

Signature : _____

Name : _____

Date : _____

Approved By

Signature : _____

Name : _____

Date : _____

OSP Summary

Overall proposed Civil Infrastructure Design Distance		1050	meter
a.	MICRO Trenching	N/A	meter
b.	Horizontal directional drilling	1050	meter
c.	Carriage way open cut trenching	N/A	meter
d.	Proposed Cable Trunking	N/A	meter
e.	Grass Verge open cut trenching	N/A	meter
f.	Other (LAMP POLE)	N/A	meter
g.	Exist cable ladder (in cabin)	N/A	meter
Pulling new cable 144 C		1075	meter
Proposed new closure		2	pcs
No. of proposed Manhole/Joint Box/JRC7		N/A	pc
EXIST M/H		5	pc
Area of milling work required		N/A	meter ²
Estimated timeline required for job completion		N/A	days

Existing Infrastructure Information

Preceding duct/sub-duct space	sub-duct available
Preceding duct/sub-duct condition	sub-duct available
Existing / tapping manhole	
Existing cable/fiber condition	

TENAGA Pole Option:

TNB pole availability	N/A
Distance of the TNB poles	N/A
Constraint	N/A

3rd parties Dependencies

Item	Parties involve and location
LA/LC	
LLM / KTM / SBC / etc	
Building Management / Land Lord	
Private Owners	

Other Highlights/Remark

--

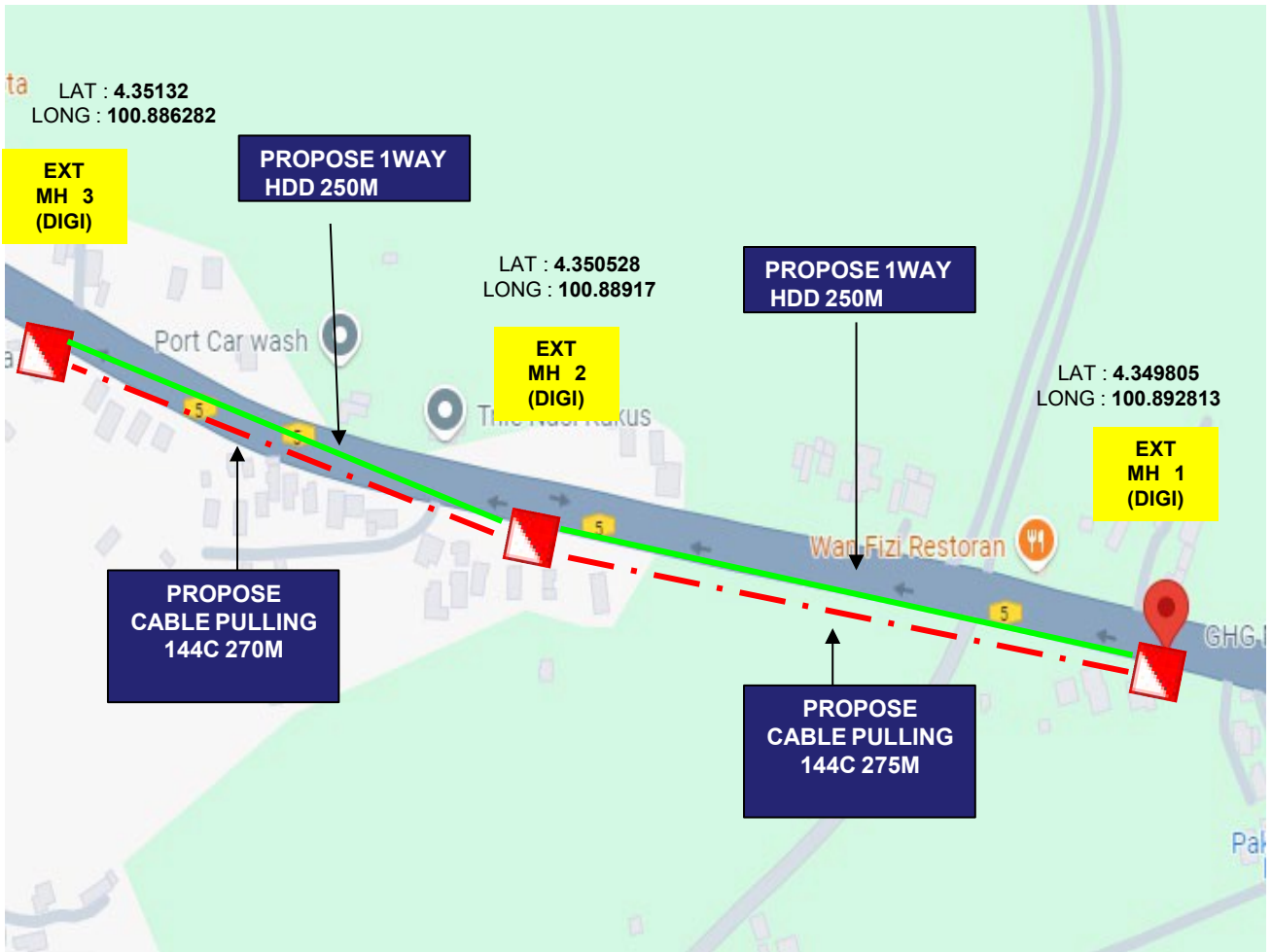
Manholes GPS Coordinates

MANHOLES	LATITUDE	LONGTITUDE
EXIST MH 1 (DIGI)	4.349805	100.892813
EXIST MH 2 (DIGI)	4.350528	100.88917
EXIST MH 3 (DIGI)	4.35132	100.886282
EXIST MH 4 (DIGI)	4.352263	100.884334
EXIST MH 5 (DIGI)	4.353554	100.881952

Section 3 : - Bill of Quantity

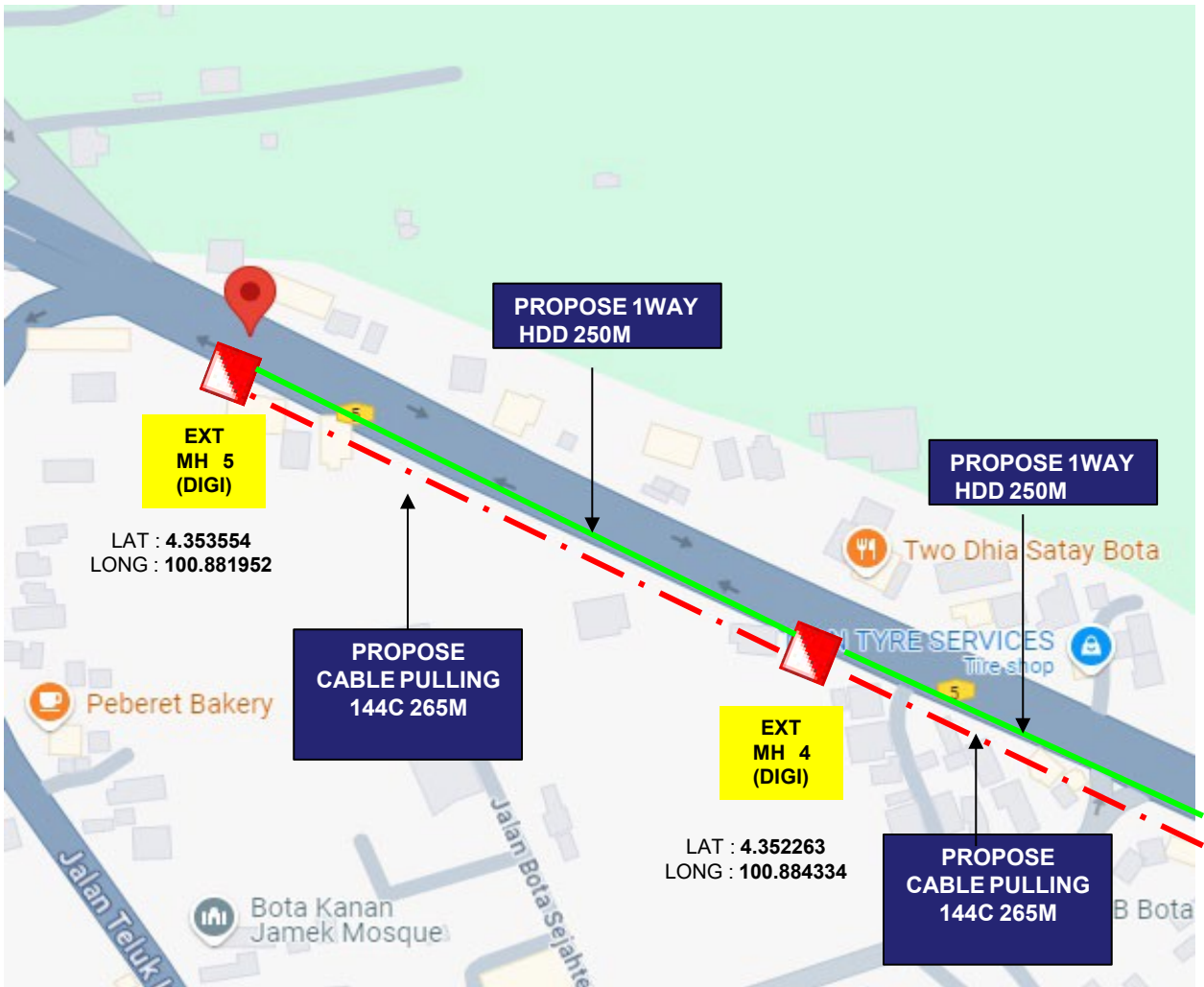
Section 4 : OSP Routing Plan











Section 4 : OSP Routing Plan



LEGEND :			
	OPEN CUT (CARRIAGEWAY)		EXT. MH
	OPEN CUT (GRASS VERGE)		PROPOSED MH
	HDD		TOWER
	LAMP POLE		PROPOSED POLE
	G.I PIPE		CABLE 144C

Section 4 : OSP Routing Plan

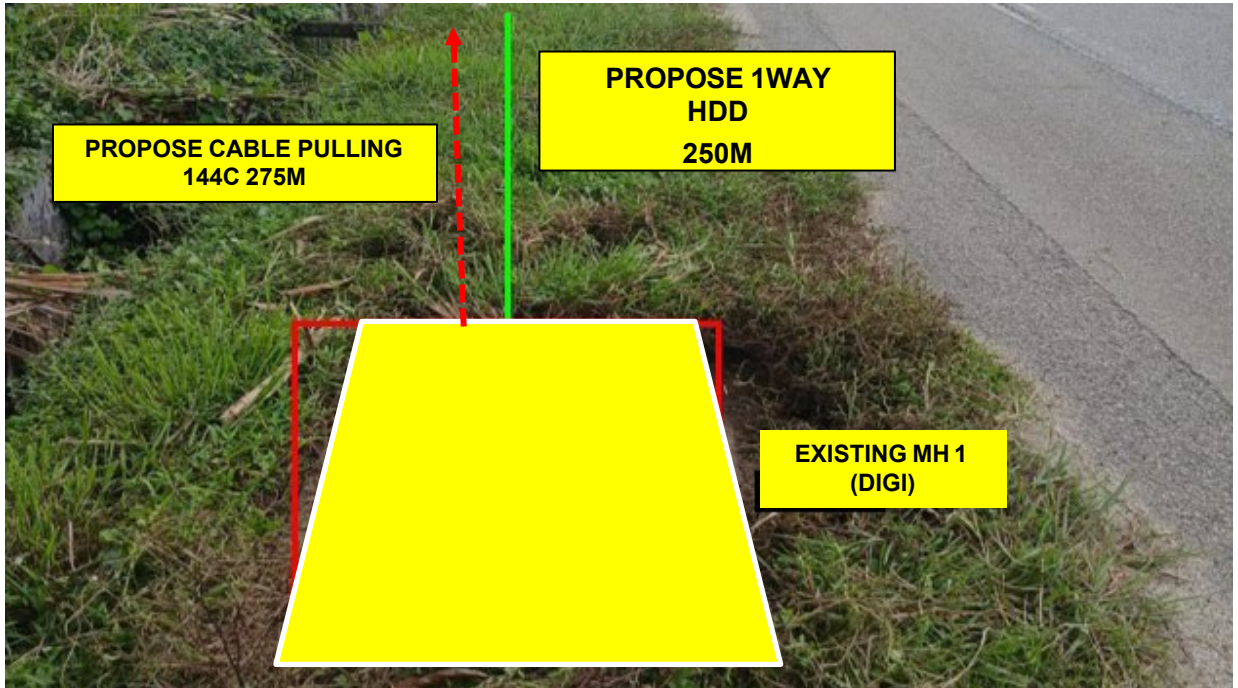


LEGEND :			
	OPEN CUT (CARRIAGEWAY)		EXT. MH
	OPEN CUT (GRASS VERGE)		PROPOSED MH
	HDD		TOWER
	LAMP POLE		PROPOSED POLE
	G.I PIPE		CABLE 144C




Section 5 : OSP Snapshot

Section 5: Outside Plant Site Snapshot

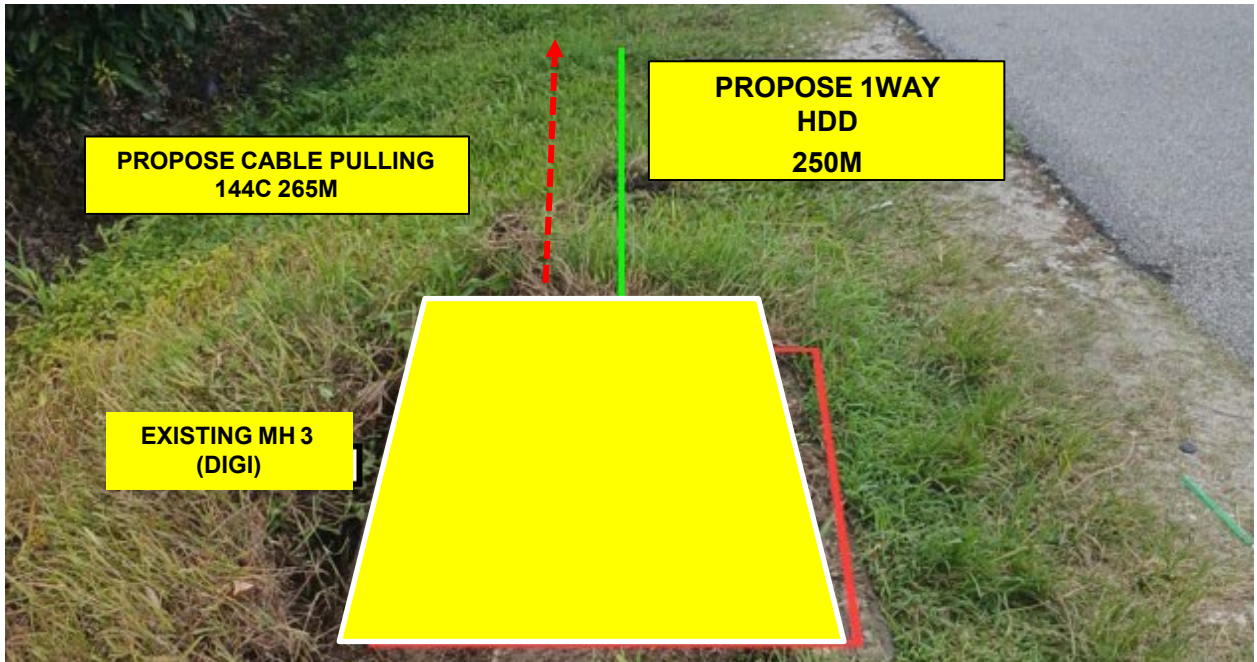


LOCATION AT BOT A




LOCATION AT BOT B

Section 5: Outside Plant Site Snapshot




LOCATION AT BOT A



LOCATION AT BOT A

Section 5: Outside Plant Site Snapshot



LOCATION AT BOTA



Section 6 : Room/Cabin Layout



Location of Rack and ODF



Section 7:3rd Party Listing



Section 8: Work Schedule

Work Schedule

No.	Task name	Weeks							
		1	2	3	4	5	6	7	8
1	CIVIL INFRASTRUCTURE WORKS								
1.1	Mobilization								
1.2	Supply and Install MH c/w Accessories								
1.3	HDD Works								
1.4	Trenching Works								
1.5	Micro Trenching Works								
1.6	Supply and Install 4x32mm Sub-Duct								
1.7	Testing & Commissioning of Civil Infra*								
2	CABLE WORKS								
2.1	Laying of OFC 144C and/or 48C								
2.2	Splicing & Termination								
2.3	Testing & Commissioning*								
3	SITE ACCEPTANCE								
3.1	Handover Document								