

DESIGN DETAILS			
1	PIPELINE SYSTEM	MPA	MPB
2	DESIGN CODE	ASME B31.8	N/A
3	DESIGN PRESSURE / MAOP	2483 kPag	N/A
4	OPERATING PRESSURE	1034-2483 kPag	N/A
5	MIN. SPECIFIED TEST PRESSURE	3724 kPag	N/A
6	MATERIAL	STEEL	PE
7	CLASS LOCATION	4	N/A
8	DESIGN TEMPERATURE	15-85°C	N/A
9	FLOWRATE		

LEGENDS:

	EXISTING FEEDER LINE (MPA)
	PROPOSED FEEDER LINE (MPA)
	OPEN VALVE
	CLOSE VALVE
	END CAP
	REDUCER

NOTES:

1. PROPOSED SERVICE AND BRANCHING OFF VALVES TO BE LOCATED AT THE OUTSIDE OF CUSTOMER BOUNDARY AND TO BE PLACED AS CLOSE AS POSSIBLE TO THE BRANCHING POINT.
2. MAOP - MAXIMUM ALLOWABLE OPERATING PRESSURE.
3. THE INFORMATION IN THE DRAWING IS FOR REFERENCE ONLY. THE CONTRACTOR SHALL VERIFY THE ACCURACY OF THE DRAWING AT SITE.

REFERENCE DRAWING

NO.	DRAWING TITLE	DRAWING NO.

REVISION

NO.	DATE	DESCRIPTION	DISCD	DRAWN/APPR	CHKD

OWNER:

GAS MALAYSIA DISTRIBUTION SDN BHD
 NO.5, GROUND FLOOR,
 JALAN SERENDAH 26/17,
 SEKSYEN 26,
 40732 SHAH ALAM,
 SELANGOR DARUL EHSAN.

A Member of Gas Malaysia Berhad

CONTRACTOR:

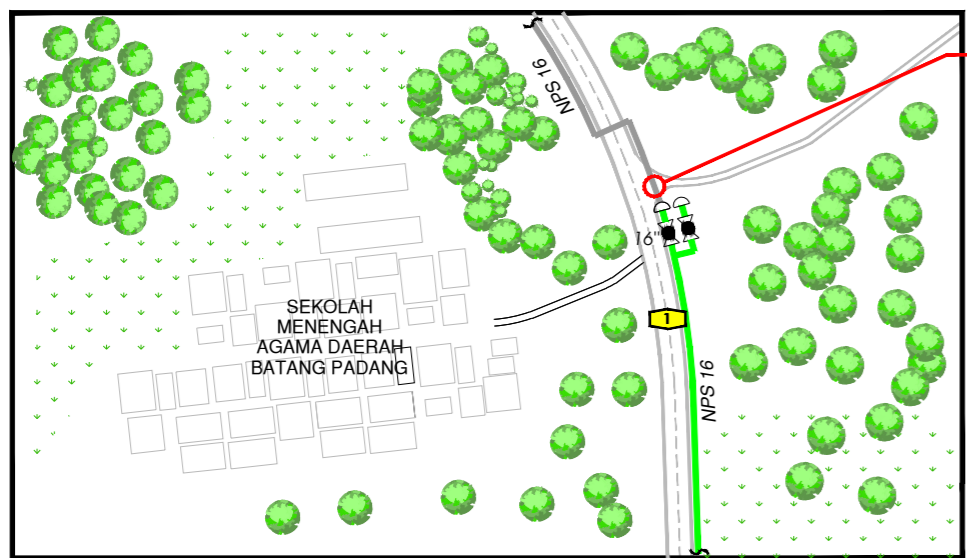
CERTIFIED BY COMPETENT PERSON:

NAME:
 REG. NO:
 DATE:

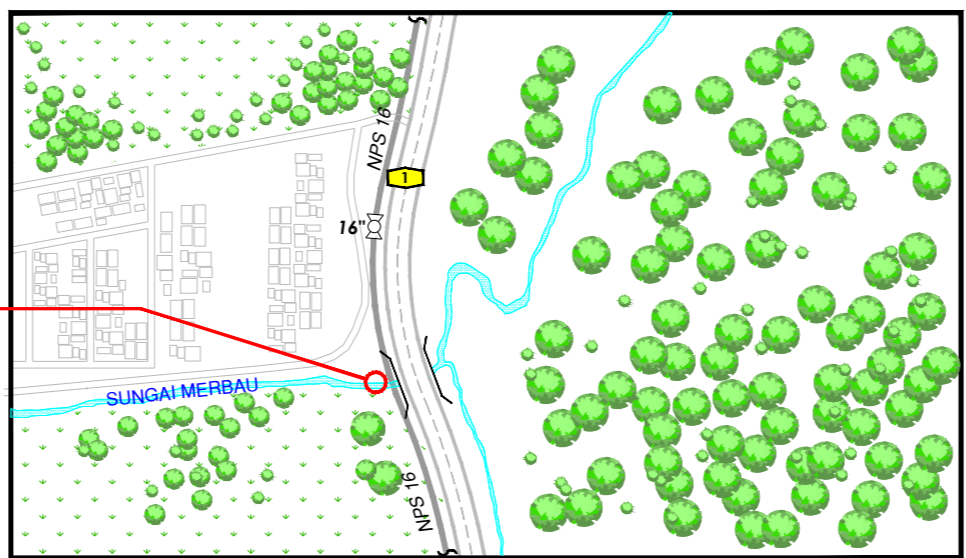
PROJECT TITLE:
 EPCC OF NATURAL GAS DISTRIBUTION SYSTEM TO TAPAH FL STAGE 2/24 TAPAH PERAK DARUL RIDZUAN

DRAWING TITLE:
 PROPOSED GAS PIPELINE ROUTE

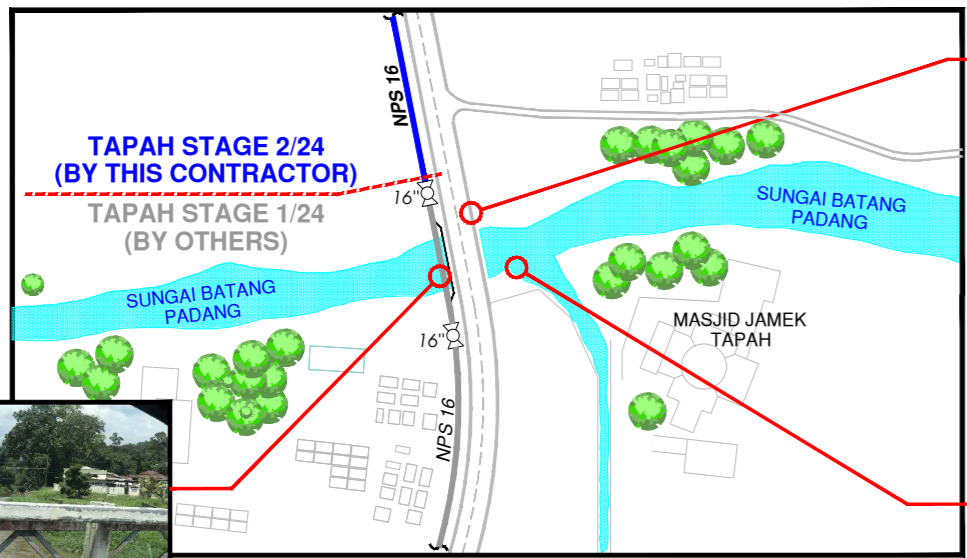
DRAWING NO.:	CMD/NSD/TAPAH/ST2-24/001D_MR	REV. 1.0
DESIGNED:	MR	APPROVED: OM
DRAWN:	MSR	
CHECKED:	MSA/OM	
CHECKED:	MWZ	
TYPE:	AUTHORITY	
DATE:	11/09/2024	HEAD OF NETWORK DEVELOPMENT SECTION
SCALE:	NIS	CAD FILE NAME: NSD\2024\NPD\LHOIST



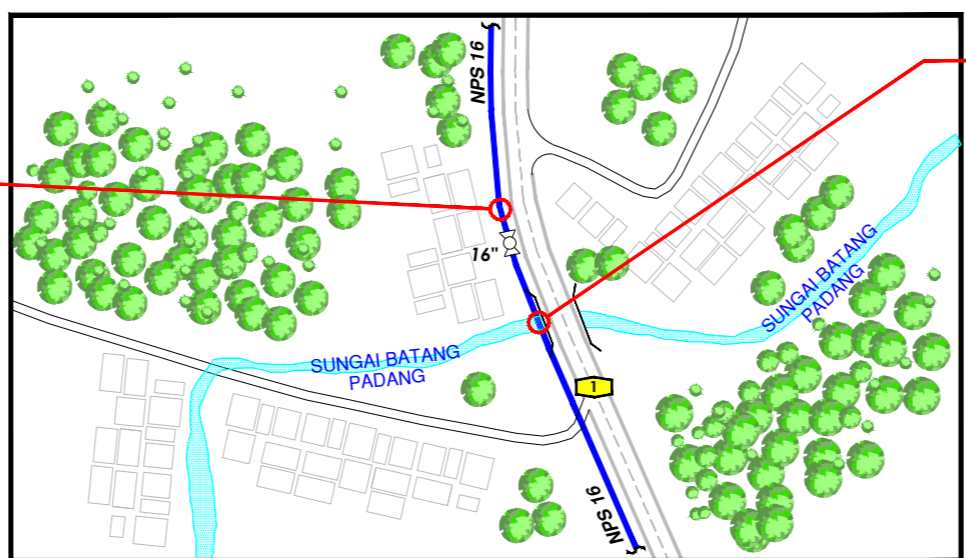
DETAIL A



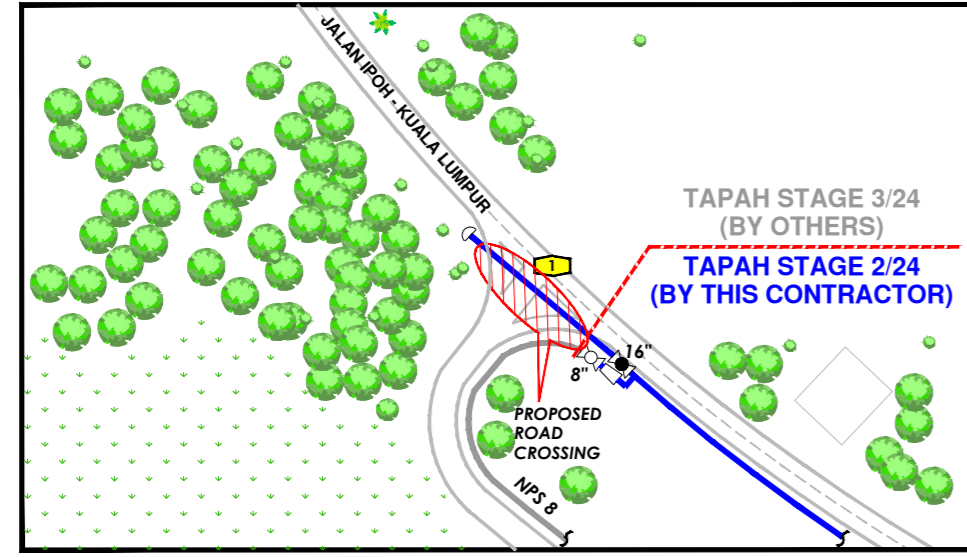
DETAIL B



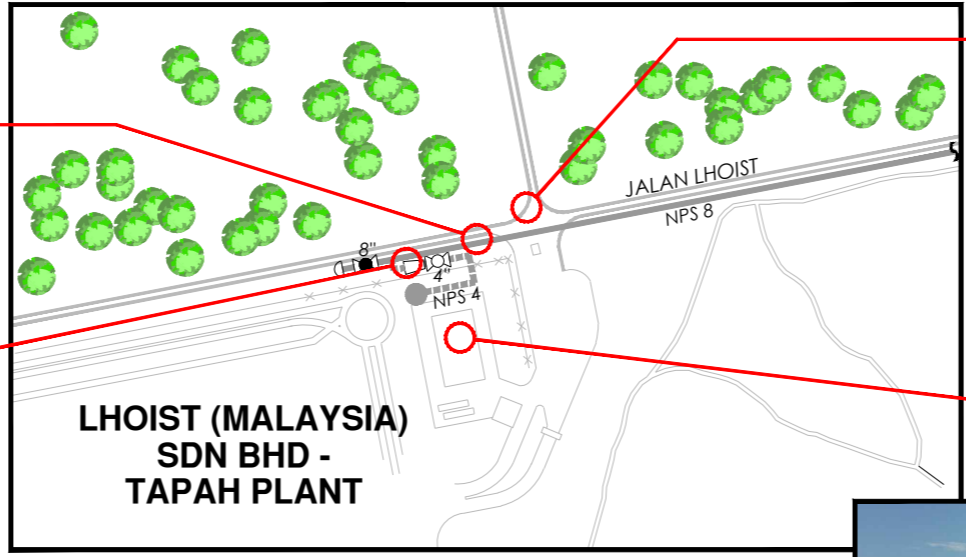
DETAIL C



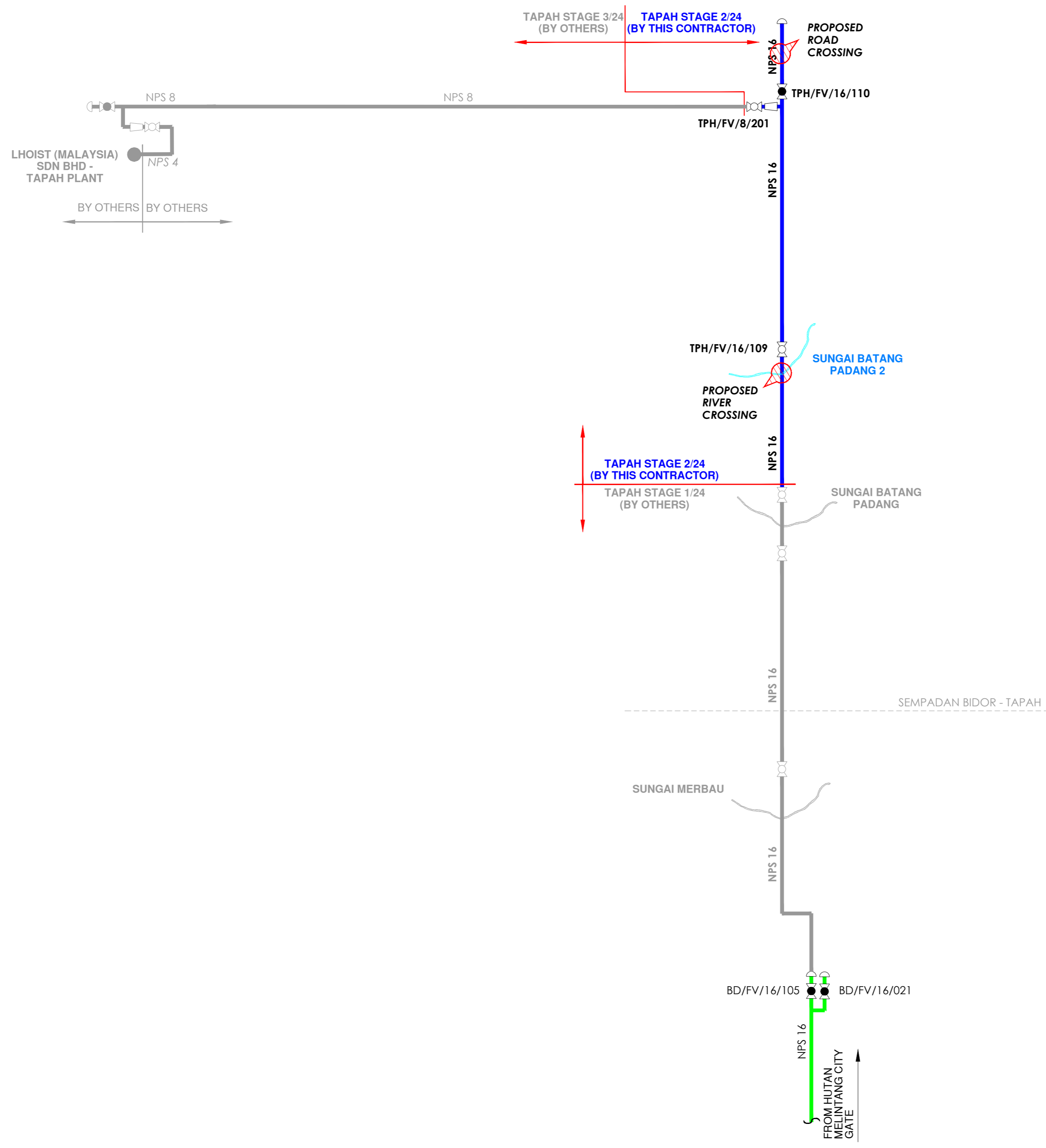
DETAIL D



DETAIL E



DETAIL F



DESIGN DETAILS			
1	PIPELINE SYSTEM	MPA	MPB
2	DESIGN CODE	ASME B31.8	N/A
3	DESIGN PRESSURE/MAOP	2483 kPag	N/A
4	OPERATING PRESSURE RANGE	1034~2483 kPag	N/A
5	MIN. SPECIFIED TEST PRESSURE	3724 kPag	N/A
6	MATERIAL	STEEL	PE
7	CLASS LOCATION	4	N/A
8	DESIGN TEMPERATURE	15~55°C	N/A
9	FLOWRATE		

- LEGENDS:
- EXISTING FEEDER LINE (MPA)
 - PROPOSED FEEDER LINE (MPA)
 - OPEN VALVE
 - CLOSE VALVE
 - END CAP
 - REDUCER

NOTES:

- PROPOSED SERVICE AND BRANCHING OFF VALVES TO BE LOCATED AT THE OUTSIDE OF CUSTOMER BOUNDARY AND TO BE PLACED CLOSEST POSSIBLE TO THE BRANCHING POINT.
- MAOP : MAXIMUM ALLOWABLE OPERATING PRESSURE.
- THE INFORMATION IN THE DRAWING IS FOR REFERENCE ONLY. THE CONTRACTOR SHALL VERIFY THE ACCURACY OF THE DRAWING AT SITE.


DISCLAIMER:

GMD DOES NOT GUARANTEE AND MAKES NO REPRESENTATION OR WARRANTY AS TO THE ACCURACY OR SCALE OF THIS PLAN. THIS COMPANY ACCEPT NO LIABILITY FOR ANY LOSS, DAMAGE, OR INJURY SUFFERED BY ANY PERSON AS A RESULT OF ANY INACCURACY IN THIS PLAN.

REFERENCE DRAWING		
NO.	DRAWING TITLE	DRAWING NO.

REVISION						
NO.	DATE	DESCRIPTION	DSGND	DRAWN	CHKD	APPR

OWNER:



GAS MALAYSIA DISTRIBUTION SDN BHD
 NO.5, GROUND FLOOR,
 JALAN SERENDAH 26/17,
 SEKSYEN 26,
 40732 SHAH ALAM,
 SELANGOR DARUL EHSAN.

A Member of Gas Malaysia Berhad

CONTRACTOR:

CERTIFIED BY COMPETENT PERSON:
 NAME:
 REG NO:
 DATE:

PROJECT TITLE:
 NATURAL GAS DISTRIBUTION SYSTEM TO
 TAPAH FL STAGE 2/24
 TAPAH
 PERAK DARUL RIDZUAN

DRAWING TITLE:
 SCHEMATIC DIAGRAM AND VALVE DESIGNATION

DRAWING NO: GMD/NDS/TAPAHFLST2_24/002D_MR		REV. 0
DESIGNED	MR	APPROVED : OM
DRAWN	MSR	
REVIEWED	MSA/OM	
CHECKED	MMZ	
TYPE	AUTHORITY	
DATE	11/09/2024	HEAD OF NETWORK DEVELOPMENT SECTION
SCALE	NTS	CAD: NDS\2024\NRO\LHOIST