

DESIGN DETAILS			
1	PIPELINE SYSTEM	MPA	MPB
2	DESIGN CODE	ASME B31.8	N/A
3	DESIGN PRESSURE / MAOP	2483 kPag	N/A
4	OPERATING PRESSURE	1034-2483 kPag	N/A
5	MIN. SPECIFIED TEST PRESSURE	3724 kPag	N/A
6	MATERIAL	STEEL	PE
7	CLASS LOCATION	4	N/A
8	DESIGN TEMPERATURE	15-85°C	N/A
9	FLOWRATE		

LEGENDS:

	EXISTING FEEDER LINE (MPA)
	PROPOSED FEEDER LINE (MPA)
	OPEN VALVE
	CLOSE VALVE
	END CAP

NOTES:

1. PROPOSED SERVICE AND BRANCHING OFF VALVES TO BE LOCATED AT THE OUTSIDE OF CUSTOMER BOUNDARY AND TO BE PLACED CLOSEST POSSIBLE TO THE BRANCHING POINT.
2. MAOP - MAXIMUM ALLOWABLE OPERATING PRESSURE.
3. THE INFORMATION IN THE DRAWING IS FOR REFERENCE ONLY. THE CONTRACTOR SHALL VERIFY THE ACCURACY OF THE DRAWING AT SITE.

REFERENCE DRAWING

NO.	DRAWING TITLE	DRAWING NO.

REVISION

NO.	DATE	DESCRIPTION	DISC'D	DRAWN/APPR	CHK'D

OWNER: **GAS MALAYSIA DISTRIBUTION SDN BHD**  
 NO.5, GROUND FLOOR,  
 JALAN SERENDAH 26/17,  
 SEKSYEN 26,  
 40732 SHAH ALAM,  
 SELANGOR DARUL EHSAN.

CONTRACTOR:

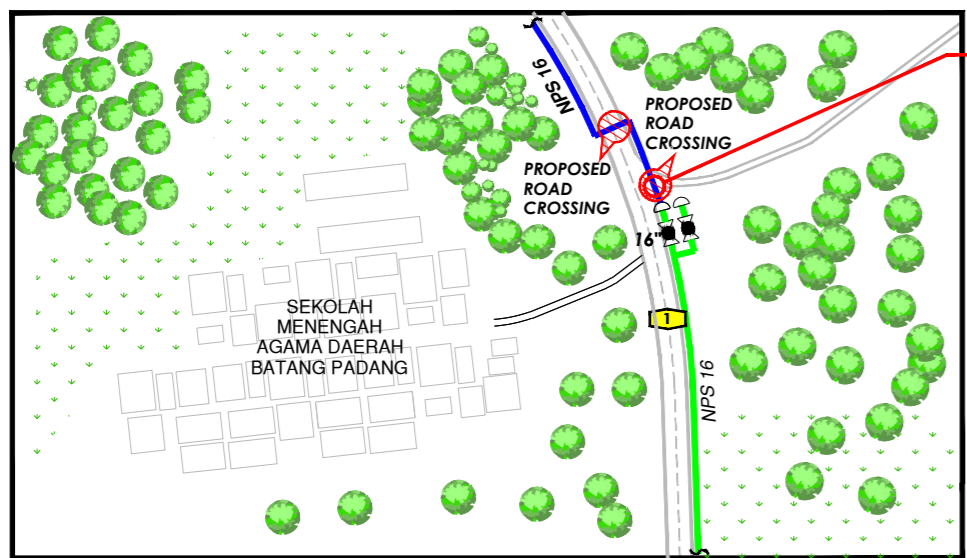
CERTIFIED BY COMPETENT PERSON:

NAME: \_\_\_\_\_  
 REG. NO: \_\_\_\_\_  
 DATE: \_\_\_\_\_

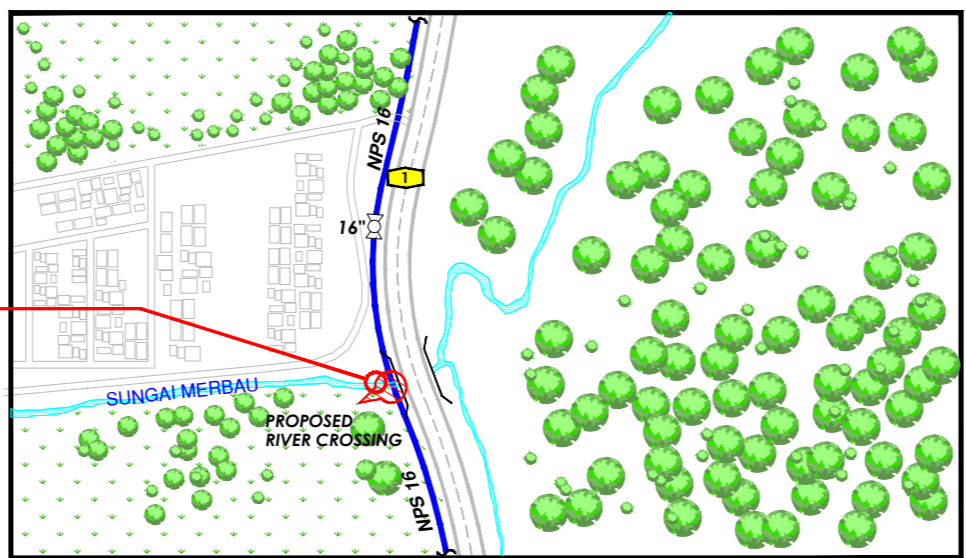
PROJECT TITLE:  
 EPCC OF NATURAL GAS DISTRIBUTION SYSTEM TO  
 TAPAH FL STAGE 1/24  
 TAPAH  
 PERAK DARUL RIDZUAN

DRAWING TITLE:  
 PROPOSED GAS PIPELINE ROUTE

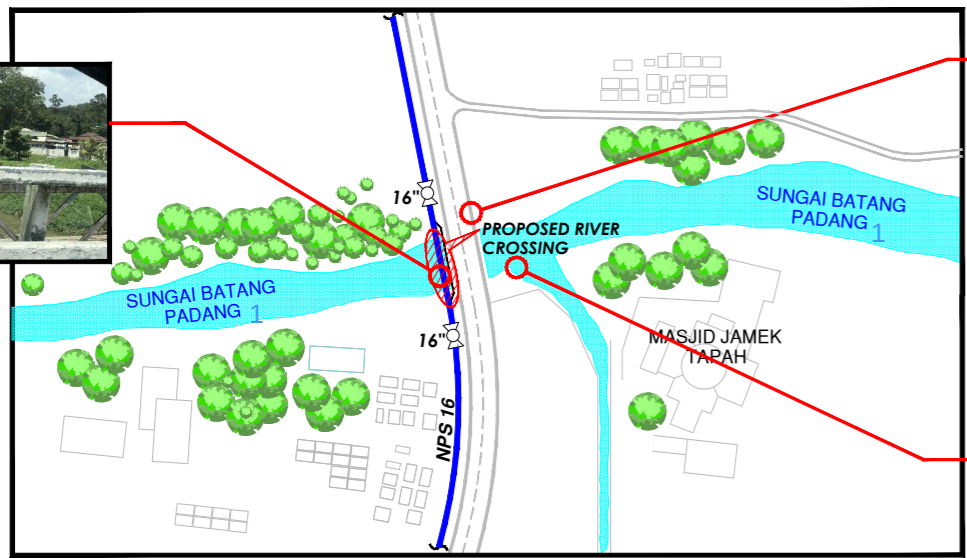
DRAWING NO.:	CMD/NSD/TAPAH/ST1-24/001D_MR	REV. 1.0
DESIGNED:	MR	APPROVED: OM
DRAWN:	MSR	
CHECKED:	MSA/OM	
CHECKED:	MZM	
TYPE:	DRP	
DATE:	11/09/2024	HEAD OF NETWORK DEVELOPMENT SECTION
SCALE:	NIS	CAD FILE NAME: NSD\2024\NPD\LHOIST



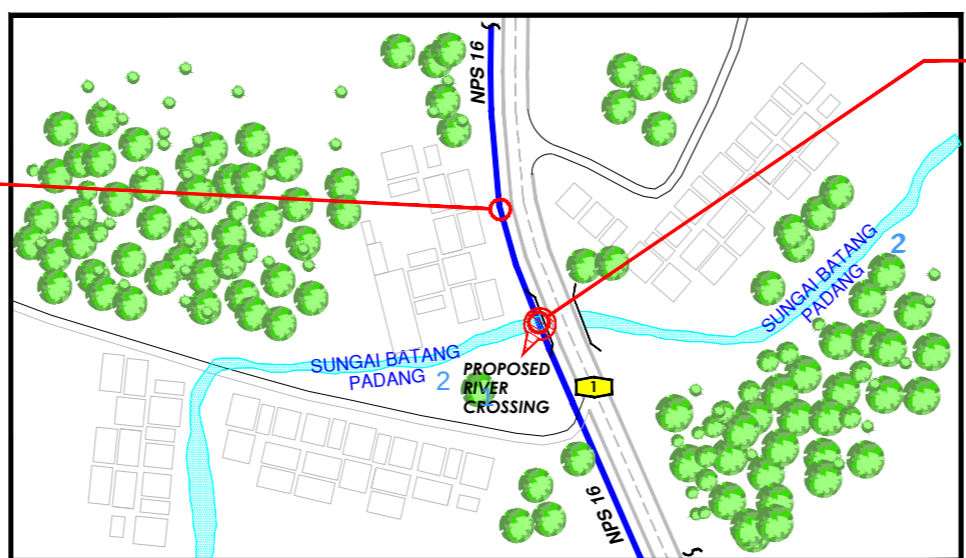
DETAIL A



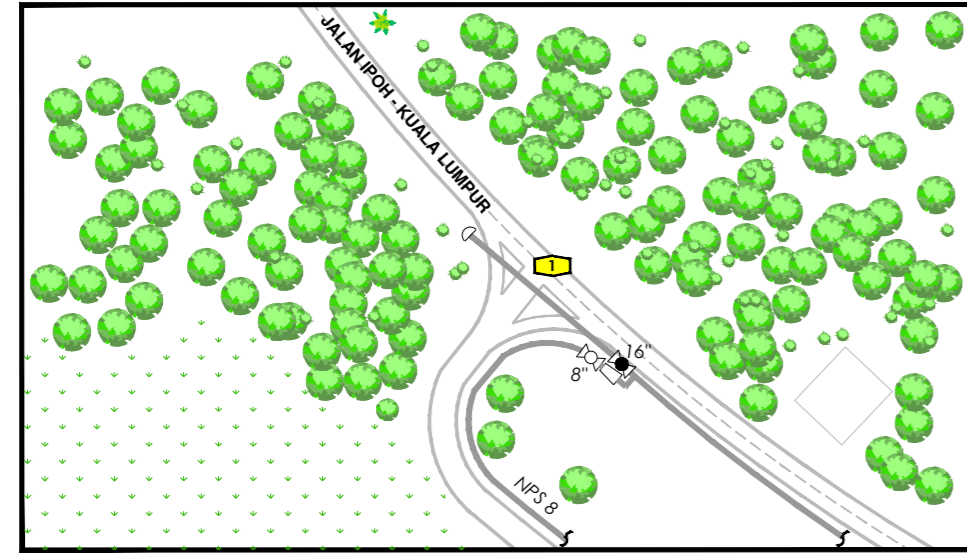
DETAIL B



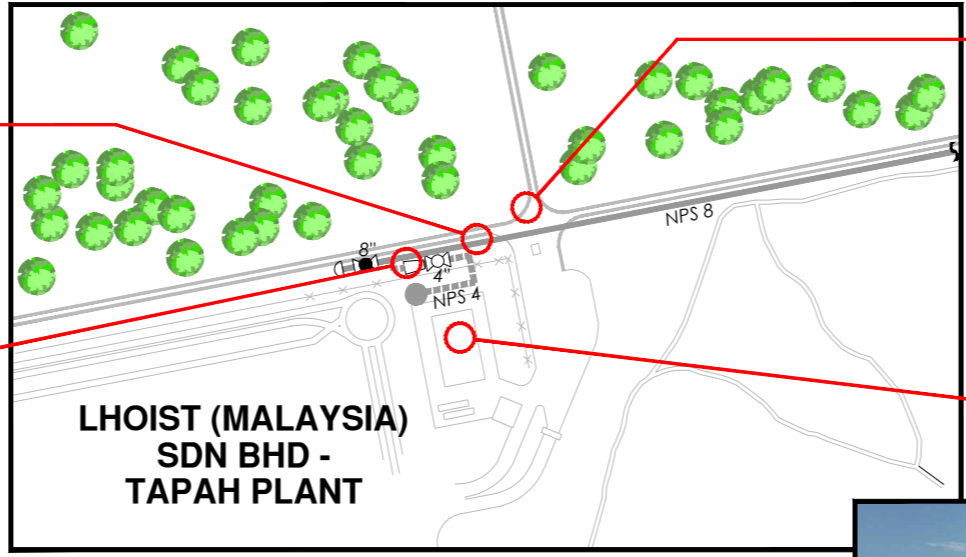
DETAIL C



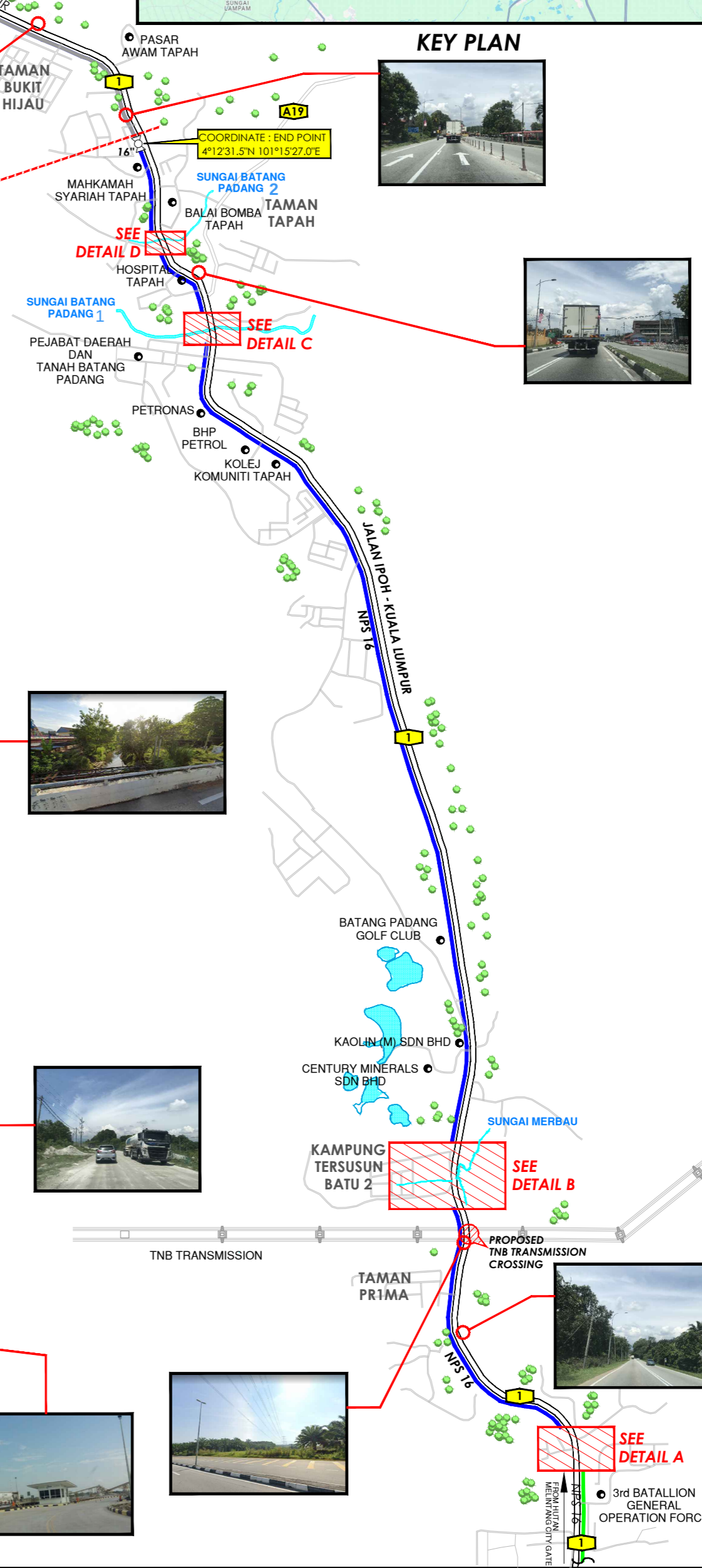
DETAIL D



DETAIL E



DETAIL F



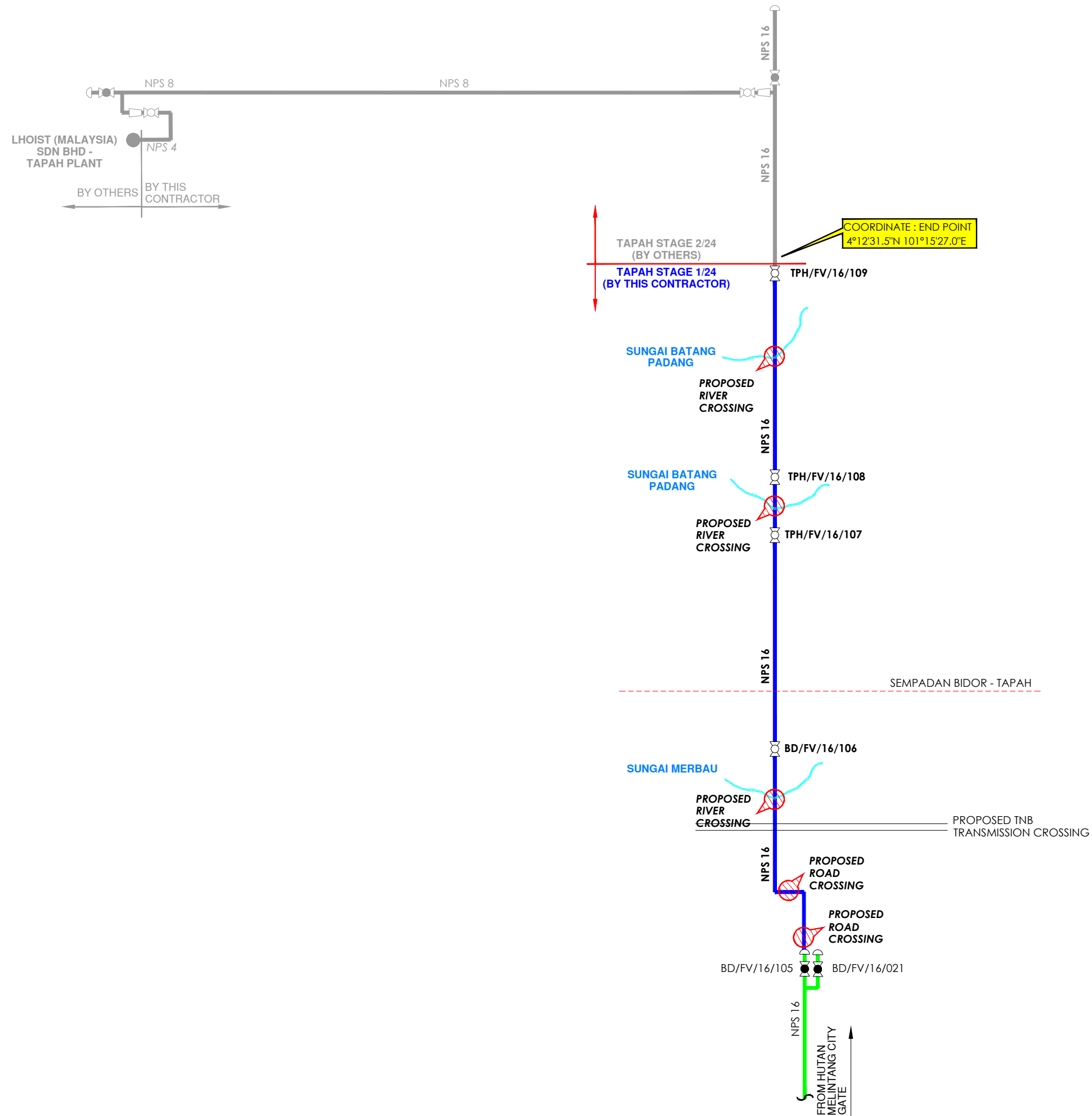
KEY PLAN

TAPAH STAGE 2/24  
 (BY OTHERS)

TAPAH STAGE 1/24  
 (BY THIS CONTRACTOR)

COORDINATE: END POINT  
 4°12'31.5"N 101°15'27.0"E

3rd BATTALION  
 GENERAL  
 OPERATION FORCE



DESIGN DETAILS			
1	PIPELINE SYSTEM	MPA	MPB
2	DESIGN CODE	ASME B31.8	N/A
3	DESIGN PRESSURE/MAOP	2483 kPag	N/A
4	OPERATING PRESSURE RANGE	1034~2483 kPag	N/A
5	MIN. SPECIFIED TEST PRESSURE	3724 kPag	N/A
6	MATERIAL	STEEL	PE
7	CLASS LOCATION	4	N/A
8	DESIGN TEMPERATURE	15~55°C	N/A
9	FLOWRATE		

LEGENDS:

	EXISTING FEEDER LINE (MPA)
	PROPOSED FEEDER LINE (MPA)
	PROPOSED SERVICE LINE (MPA)
	PROPOSED SERVICE STATION (MPA)
	OPEN VALVE
	CLOSE VALVE
	END CAP
	REDUCER

- NOTES:
- PROPOSED SERVICE AND BRANCHING OFF VALVES TO BE LOCATED AT THE OUTSIDE OF CUSTOMER BOUNDARY AND TO BE PLACED CLOSEST POSSIBLE TO THE BRANCHING POINT.
  - MAOP : MAXIMUM ALLOWABLE OPERATING PRESSURE.
  - THE INFORMATION IN THE DRAWING IS FOR REFERENCE ONLY. THE CONTRACTOR SHALL VERIFY THE ACCURACY OF THE DRAWING AT SITE.


DISCLAIMER:  
GMD DOES NOT GUARANTEE AND MAKES NO REPRESENTATION OR WARRANTY AS TO THE ACCURACY OR SCALE OF THIS PLAN. THIS COMPANY ACCEPT NO LIABILITY FOR ANY LOSS, DAMAGE, OR INJURY SUFFERED BY ANY PERSON AS A RESULT OF ANY INACCURACY IN THIS PLAN.

REFERENCE DRAWING				
NO.	DRAWING TITLE	DRAWING NO.		

REVISION						
NO.	DATE	DESCRIPTION	DSGND	DRAWN	CHKD	APPR

OWNER:



**GAS MALAYSIA DISTRIBUTION SDN BHD**  
NO.5, GROUND FLOOR,  
JALAN SERENDAH 26/17,  
SEKSYEN 26,  
40732 SHAH ALAM,  
SELANGOR DARUL EHSAN.

A Member of Gas Malaysia Berhad

CONTRACTOR:

CERTIFIED BY COMPETENT PERSON:  
NAME:  
REG NO:  
DATE:

PROJECT TITLE:  
NATURAL GAS DISTRIBUTION SYSTEM TO  
TAPAH FL STAGE 1/24  
TAPAH  
PERAK DARUL RIDZUAN

DRAWING TITLE:  
SCHEMATIC DIAGRAM AND VALVE DESIGNATION

DRAWING NO: GMD/NDS/TAPAHFLST1\_24/002D\_MR REV. 0

DESIGNED	MR	APPROVED : OM
DRAWN	MSR	
REVIEWED	MSA/OM	
CHECKED	MMZ	
TYPE	AUTHORITY	
DATE	11/09/2024	HEAD OF NETWORK DEVELOPMENT SECTION
SCALE	NTS	CAD: NDS\2024\NRO\LHOIST19824