

KEYPLAN

JELAPANG INDUSTRIAL AREA



DESIGN DETAILS			
1	PIPELINE SYSTEM	MPA	MPB
2	DESIGN CODE	ASME B31.8	N/A
3	DESIGN PRESSURE/MAOP	2700 kPag	N/A
4	OPERATING PRESSURE RANGE	1034~2700 kPag	N/A
5	MIN. SPECIFIED TEST PRESSURE	4050 kPag	N/A
6	MATERIAL	STEEL	PE
7	CLASS LOCATION	4	N/A
8	DESIGN TEMPERATURE	15~55°C	N/A
9	FLOWRATE		

LEGENDS:

	EXISTING FEEDER LINE (MPA)
	PROPOSED FEEDER LINE (MPA)
	PROPOSED SERVICE LINE (MPA)
	PROPOSED SERVICE STATION (MPA)
	OPEN VALVE
	CLOSE VALVE
	END CAP
	REDUCER

- NOTES:
- PROPOSED SERVICE AND BRANCHING OFF VALVES TO BE LOCATED AT THE OUTSIDE OF CUSTOMER BOUNDARY AND TO BE PLACED CLOSEST POSSIBLE TO THE BRANCHING POINT.
  - MAOP : MAXIMUM ALLOWABLE OPERATING PRESSURE.
  - THE INFORMATION IN THE DRAWING IS FOR REFERENCE ONLY. THE CONTRACTOR SHALL VERIFY THE ACCURACY OF THE DRAWING AT SITE.


REFERENCE DRAWING

NO.	DRAWING TITLE	DRAWING NO.

REVISION

NO.	DATE	DESCRIPTION	DSGND	DRAWN	CHKD	APPR

OWNER:



**GAS MALAYSIA DISTRIBUTION SDN BHD**  
 NO.5, GROUND FLOOR,  
 JALAN SERENDAH 26/17,  
 SEKSYEN 26,  
 40732 SHAH ALAM,  
 SELANGOR DARUL EHSAN.

A Member of Gas Malaysia Berhad

CONTRACTOR:

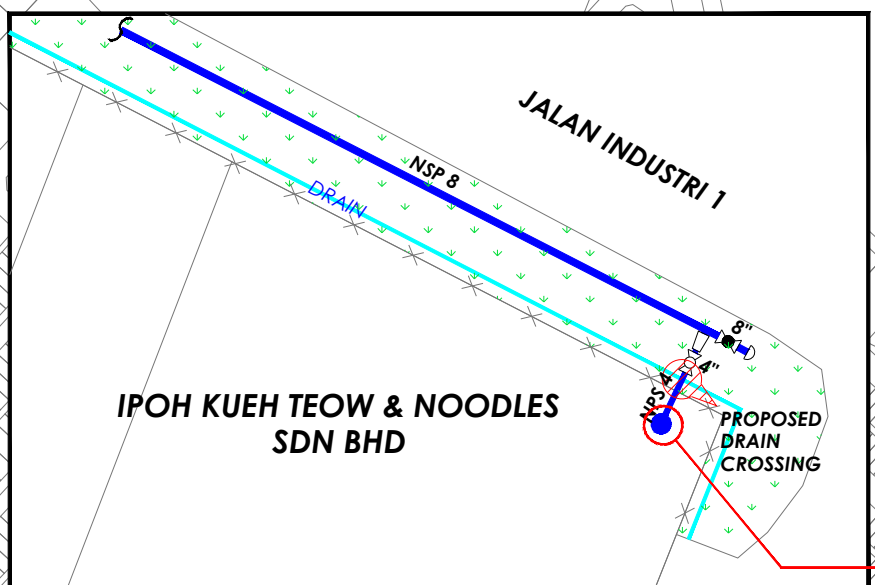

CERTIFIED BY COMPETENT PERSON:  
 NAME:  
 REG. NO.:  
 DATE:

PROJECT TITLE:  
 NATURAL GAS DISTRIBUTION SYSTEM TO  
 IPOH KUEH TEOW & NOODLES SDN BHD  
 JELAPANG INDUSTRIAL AREA  
 IPOH PERAK

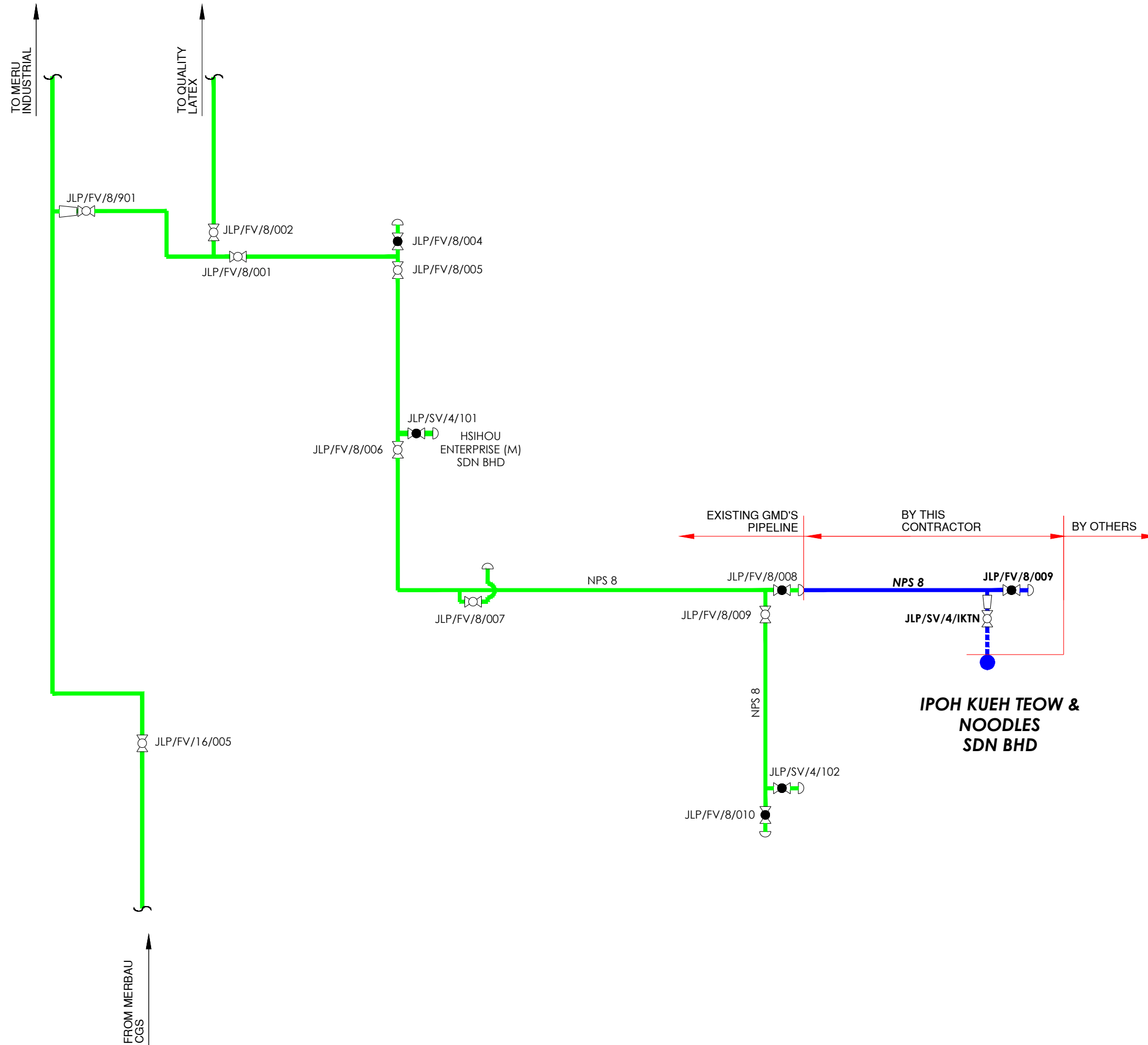
DRAWING TITLE:  
 PROPOSED GAS PIPELINE ROUTE

DRAWING NO.: GMD/NDS/IPOHKUEHTEOW/001A\_MR REV. 0

DESIGNED	MR	APPROVED : OM
DRAWN	MSR	
CHECKED	AAN/SAM	
CHECKED	MMZ	
TYPE	AUTHORITY	
DATE	26/09/2024	HEAD OF NETWORK DEVELOPMENT SECTION
SCALE	NTS	CAD : NDS\2024\CRO\IPOHKUEHTEOW\AAN



DETAIL



DESIGN DETAILS			
1	PIPELINE SYSTEM	MPA	MPB
2	DESIGN CODE	ASME B31.8	N/A
3	DESIGN PRESSURE/MAOP	2700 kPag	N/A
4	OPERATING PRESSURE RANGE	1034~2700 kPag	N/A
5	MIN. SPECIFIED TEST PRESSURE	4050 kPag	N/A
6	MATERIAL	STEEL	PE
7	CLASS LOCATION	4	N/A
8	DESIGN TEMPERATURE	15~55°C	N/A
9	FLOWRATE		

**LEGENDS:**

- EXISTING FEEDER LINE (MPA)
- PROPOSED FEEDER LINE (MPA)
- - - PROPOSED SERVICE LINE (MPA)
- PROPOSED SERVICE STATION (MPA)
- OPEN VALVE
- CLOSE VALVE
- END CAP
- REDUCER

**NOTES:**

- PROPOSED SERVICE AND BRANCHING OFF VALVES TO BE LOCATED AT THE OUTSIDE OF CUSTOMER BOUNDARY AND TO BE PLACED CLOSEST POSSIBLE TO THE BRANCHING POINT.
- MAOP : MAXIMUM ALLOWABLE OPERATING PRESSURE.
- THE INFORMATION IN THE DRAWING IS FOR REFERENCE ONLY. THE CONTRACTOR SHALL VERIFY THE ACCURACY OF THE DRAWING AT SITE.

REFERENCE DRAWING

NO.	DRAWING TITLE	DRAWING NO.

REVISION

NO.	DATE	DESCRIPTION	DSGND	DRAWN	CHKD	APPR

**OWNER:**

**GAS MALAYSIA DISTRIBUTION SDN BHD**  
 NO.5, GROUND FLOOR,  
 JALAN SERENDAH 26/17,  
 SEKSYEN 26,  
 40732 SHAH ALAM,  
 SELANGOR DARUL EHSAN.

**A Member of Gas Malaysia Berhad**

**CONTRACTOR:**

**IPOH KUEH TEOW & NOODLES SDN BHD**

**CERTIFIED BY COMPETENT PERSON:**

NAME: \_\_\_\_\_

REG. NO.: \_\_\_\_\_

DATE: \_\_\_\_\_

**PROJECT TITLE:**

NATURAL GAS DISTRIBUTION SYSTEM TO  
 IPOH KUEH TEOW & NOODLES SDN BHD  
 JELAPANG INDUSTRIAL AREA  
 IPOH PERAK

**DRAWING TITLE:**

SCHEMATIC DIAGRAM AND VALVE DESIGNATION

DRAWING NO.: GMD/NDS/KINTAVALLEYFLST2\_24/001A\_MR      REV. 0

DESIGNED	MR	APPROVED : OM
DRAWN	MSR	
CHECKED	AAN/SAM	
CHECKED	MMZ	
TYPE	AUTHORITY	
DATE	26/09/2024	HEAD OF NETWORK DEVELOPMENT SECTION
SCALE	NTS	CAD : NDS\2024\CRO\IPOHKUEHTEOW\AAN