

TECHNICAL PROPOSAL FOR FIBER INFRASTRUCTURE AND OPTICAL FIBER CABLE (E-SIDE) FROM POI (PMU CEND) to POP 2

List of Housing Areas involved:

No	NAME	LOCATION
	PMU CEND	4.9603158, 100.9762798
1	SEKOLAH JENIS KEBANGSAAN (CINA) SAUK	4.93504, 100.922
2	SEKOLAH KEBANGSAAN SAUK	4.94316, 100.924
3	SEKOLAH KEBANGSAAN JENALIK	4.96984, 100.924
4	SEKOLAH KEBANGSAAN RABAN	4.99327, 100.935
5	SEKOLAH JENIS KEBANGSAAN (CINA) KHAY BENG	5.00252, 100.945
6	SEKOLAH MENENGAH KEBANGSAAN SULTAN AZLAN SHAH	5.02732, 100.949
7	SEKOLAH KEBANGSAAN LUBOK KAWAH	5.05463, 100.958



Contractor	ALLO	APEX/PRIVASAT
Prepared by:	Verified by:	Approved by:
 		
Name: Muhamad Azfar	Name:	Name:
Designation: Implementation Manager	Designation:	Designation:
Date: 11/6/2024	Date:	Date:

Table of contents

No	Item	Include Please Tick (/)	Remarks If Any
1.0	Objective	/	
2.0	Detail POI Locations/Sites Information	/	
3.0	Fiber Optic infrastructure coverage development plan	/	
4.0	Site Plan (SLD, propose locations OLT & Closure)	/	
5.0	Construction Drawing	/	
6.0	Summary of new infrastructure	/	
7.0	List of existing TNB poles	/	
8.0	Premises pass detail address according to POP 2 (OLT) locations	/	
9.0	Soft copy KMZ/KML files and follow all point/lines guideline (review in Google Earth)	/	
10.0	Soft copy AutoCAD drawing for Local Authority submission	/	
11.0	Detail Bill of Material/ Bill of Quantity	/	
12.0	Survey references	/	

1.0 OBJECTIVE

To provide new fiber optic infrastructure from active component (switch) at POI (PMU CEND) to POP 2 (OLT) location area Sauk , Perak .

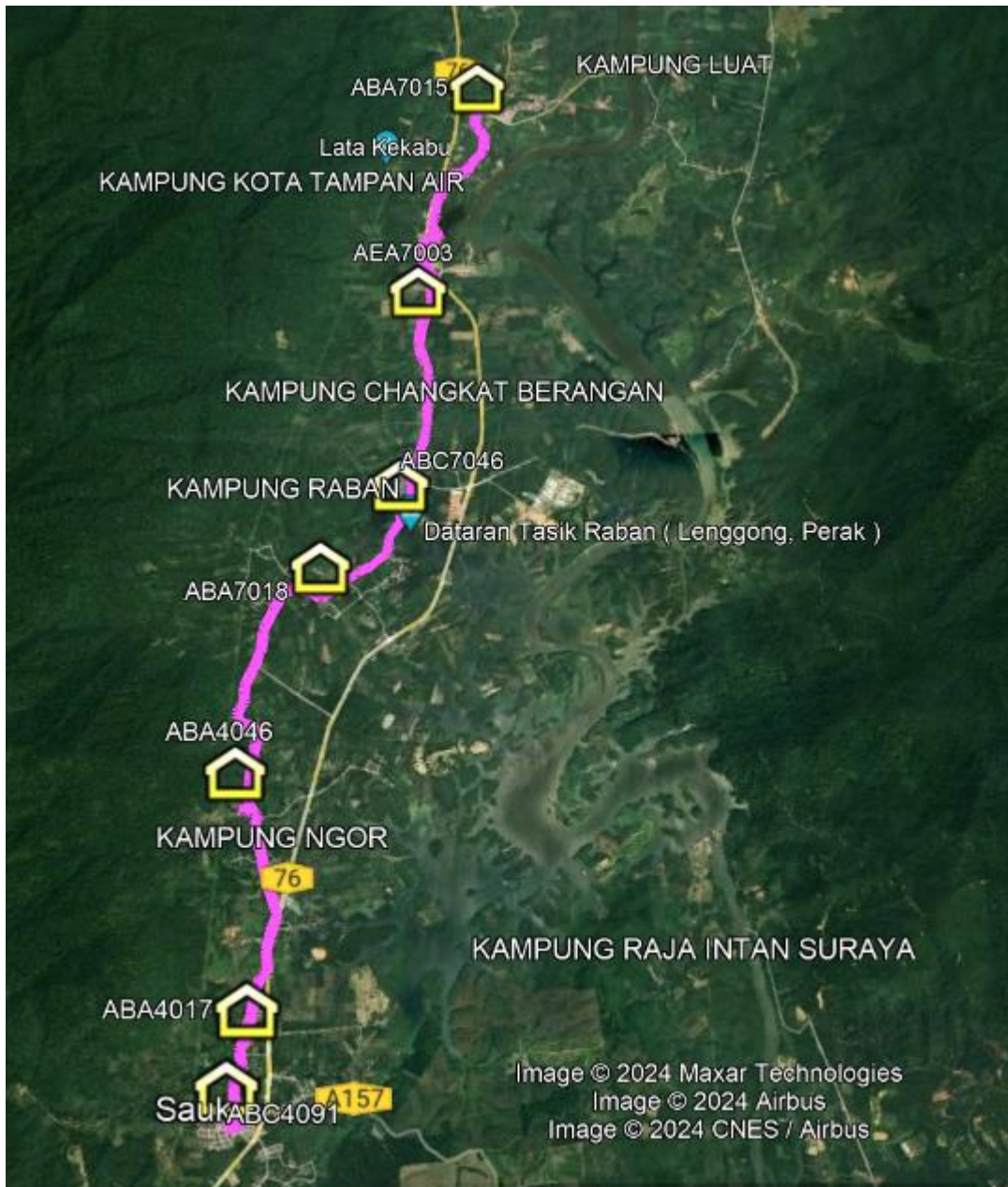
2.0 DETAIL POI LOCATIONS / SITE INFORMATION

Details of Site Information as per below:

No.	Link Node & Address		Code Location	Latitude	Longitude
1	PMU CEND Address: 33500 Sauk, Perak	POI	NA	4.95980180 4445774,	100.9761789 2662691
2	SEKOLAH JENIS KEBANGSAAN (CINA) SAUK Address: Kampung Baru Sauk, 33500 Sauk, Perak	POI	ABC4091	4.93504,	100.922
3	SEKOLAH KEBANGSAAN SAUK Address: Kampung Sauk, 33500 Sauk, Perak	POI	ABA4017	4.94316,	100.924
4	SEKOLAH KEBANGSAAN JENALIK Address: Kampung Jenalik 33500 Sauk Perak	POI	ABA4046	4.96984,	100.924
5	SEKOLAH KEBANGSAAN RABAN Address: Kampung Belukar Kunyit, 33030 Lenggong, Perak	POI	ABA7018	4.99327,	100.935
6	SEKOLAH JENISKEBANGSAAN (CINA) KHAY BENG Address: No. 1, Tasek Raban, 33400, Lenggong, Perak	POI	ABC7046	5.00252,	100.945

7	SEKOLAH MENENGAH KEBANGSAAN SULTAN AZLAN SHAH Address: Kampung Changkat Berangan 33400 Lenggong Perak	POI	AEA7003	5.02732,	100.949
8	SEKOLAH KEBANGSAAN LUBOK KAWAH Address: SK, Jalan Lubuk Kawah, Kampung Kota Tampan Air, 33400 Lenggong, Perak	POI	ABA7015	5.05463,	100.958

3.0 PROPOSE DESIGN / OLT DISTRIBUTION



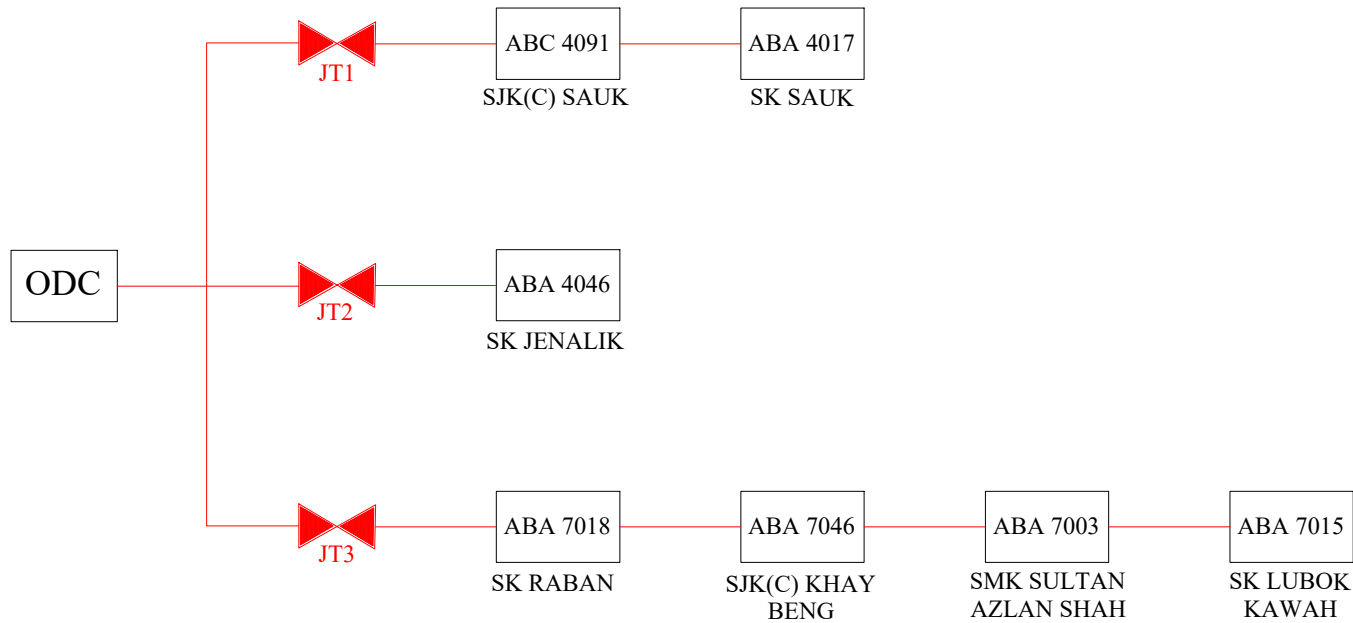


PRIVASAT



4.0 SITE PLAN


Single Line Drawing (SLD)- Refer attachment



LEGEND	NOS.	NOS.	NOS.	NOS.	NOS.	NOS.	NOS.	NOS.	NOS.
12C FOC	Installed 1:4 splitter in FDC	Installed Pole (9m)	New Manhole(JRC7)	TS / TB Tension Small / Tension Big	MH1 MH NO.				
24C FOC	FDP with (1:8) splitter	Installed Riser	House Number	Existing Manhole	TKS-1 Existing TMB Pole NO.				
48C FOC	Closure	Suspension Big	Existing TMB Pole	C01 Closure NO.	P001 New Pole NO.				
96C FOC	New Manhole (PIT)	Suspension Small	LOOP	FDP1 FDP NO.	SEE A/A in this page				
144C FOC	Installed Pole (7.5M)	FDC	FDP Boundary	FDC FDP NO.	SEE SHEET XXX				

KEY PLAN :	PROJECT OWNER :	MAIN CONTRACTOR :	SUB-CONTRACTOR :	PROJECT TITLE:	DRAWING TITLE:	Design By : ENGINEER	Date : DATE
		 PRIVASAT	 ALLO TECHNOLOGY SDN BHD CHEROK GARDU NILAS PERSARAN MULTIMEDIA, CYBER 7 43000 CEBUJA, SELANGOR DARUL CISMA, TEL: 300-36-8000 FAX: 603-9-880-3211 E-MAIL: info@allo.my WEBSITE: HTTP://WWW.ALLO.IR	PROPOSED TO BUILD FTTH NETWORK INFRASTRUCTURE FOR ALLO TECHNOLOGY SDN BHD - POP 2 PROJECT (E-SIDE) - TRUNK LINK PMU CEND 2	SINGLE LINE DRAWING POP 2 Project (E-Side) - CEND E2	Drawn By : CAD ENGINEER	Scale : SCALE
					PROJECT PHASE:	Checked By : ENGINEER	Job Number : JOB/NUMBER
					PROJECT PHASE	DRAWING NUMBER : DRAWING/NUMBER	
						THIS PRINT AND ITS COPYRIGHT ARE THE PROPERTY OF ALLO TECHNOLOGY SDN BHD	
							Sheet : SHEET Size : A3

5.0 Construction Drawing - Refer attachment



LEGEND	NOS.	NOS.	NOS.	NOS.	NOS.	NOS.	NOS.	NOS.	NOS.
12C FOC	Installed 1:4 splitter in FDC	Installed Pole (9m)	C7	New Manhole(JRC7)	TS / TB	Tension Small / Tension Big	MH1	MH NO.	
24C FOC	FDP with (1:8) splitter	Installed Riser	#	House Number	TKS-1	Existing Manhole	TKS-1	Existing TMB Pole NO.	
48C FOC	Closure	Suspension Big		Existing TMB Pole	C01	Closure NO.	P001	New Pole NO.	
96C FOC	New Manhole (PIT)	Suspension Small		LOOP	FDP1	FDP NO.		SEE A/A in this page	
144C FOC	Installed Pole (7.5M)	FDC		FDP Boundary	FDC	FDC NO.		SEE SHEET XXX	

KEY PLAN :



PROJECT TITLE:

PROPOSED TO BUILD FTIX NETWORK
INFRASTRUCTURE FOR ALLO TECHNOLOGY
SDN BHD - POP 2 PROJECT (E-SIDE) - TRUNK
LINK PMU CEND 2

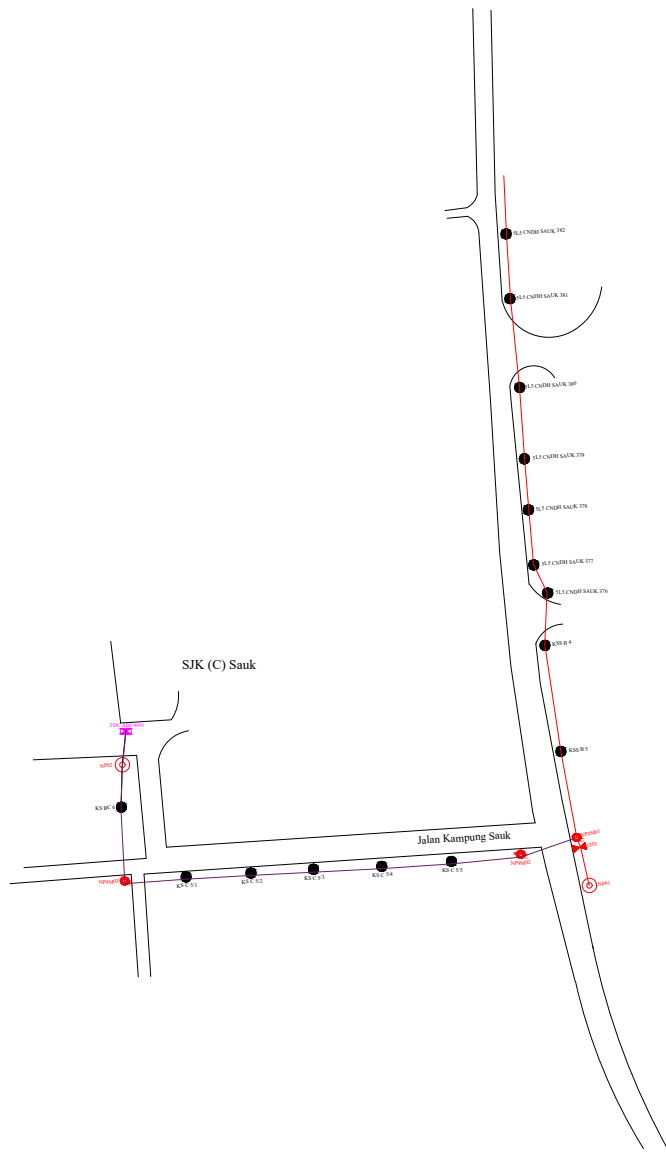
DRAWING TITLE:

SITE PLAN DRAWING-1
POP 2 Project (E-Side) - CEND E2

PROJECT PHASE:

PROJECT PHASE

Design By : ENGINEER	Date : DATE
Drawn By : CAD ENGINEER	Scale : SCALE
Checked By : ENGINEER	Job Number : JOB/NUMBER
DRAWING NUMBER : DRAWING/NUMBER	Sheet : SHEET
THIS PRINT AND ITS COPYRIGHT ARE THE PROPERTY OF ALLO TECHNOLOGY SDN BHD	
Size : A3	



LEGEND	NOS.	NOS.	NOS.	NOS.	NOS.	NOS.	NOS.	NOS.	NOS.
12C FOC	Installed 1:4 splitter in FDC	Installed Pole (9m)	C7	New Manhole (IRC7)	TS / TB	Tension Small / Tension Big	MH1	MH NO.	
24C FOC	FDP with (1:8) splitter	Installed Risers	#	House Number	Existing Manhole	TKS-1	Existing TMB Pole NO.		
48C FOC	Closure	Suspension Big	SB	Existing TMB Pole	C01	Closure NO.	P001	New Pole NO.	
96C FOC	New Manhole (PIT)	Suspension Small	SS	LOOP	FDP1	FDP NO.		SEE ACA in this page	
144C FOC	Installed Pole (7.5M)	FDC	FDC	FDP Boundary	FDC	FDC NO.		SEE SHEET XXX	

KEY PLAN :



PROJECT TITLE:

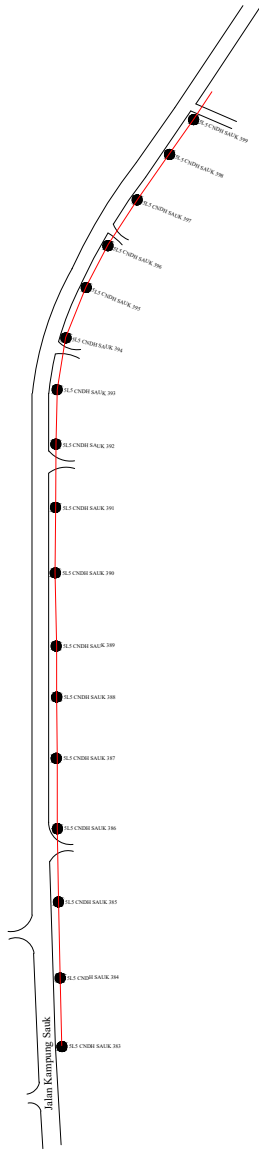
PROPOSED TO BUILD FTTH NETWORK
 INFRASTRUCTURE FOR ALLO TECHNOLOGY
 SDN BHD - POP 2 PROJECT (E-SIDE) - TRUNK
 LINK PMU CEND 2

DRAWING TITLE:

SITE PLAN DRAWING-1
 POP 2 Project (E-Side) - CEND E2

PROJECT PHASE:
 PROJECT PHASE

Design By : ENGINEER	Date : DATE
Drawn By : CAD ENGINEER	Scale : SCALE
Checked By : ENGINEER	Job Number : JOB/NUMBER
DRAWING NUMBER : DRAWING/NUMBER	
THIS PRINT AND ITS COPYRIGHT ARE THE PROPERTY OF ALLO TECHNOLOGY SDN BHD	
Sheet : SHEET	Size : A3



LEGEND	NOS.	NOS.	NOS.	NOS.	NOS.	NOS.	NOS.	NOS.	NOS.
12C FOC	Installed 1:4 splitter in FDC	Installed Pole (9m)	C7	New Manhole(JRC7)	TS / TB	Tension Small / Tension Big	MH1	MH NO.	
24C FOC	FDP with (1:8) splitter	Installed Riser	#	House Number	Existing Manhole	TKS-1	Existing TMB Pole NO.		
48C FOC	Closure	Suspension Big		Existing TMB Pole	C01	Closure NO.	P001	New Pole NO.	
96C FOC	New Manhole (PIT)	Suspension Small		LOOP	FDP1	FDP NO.		SEE A-C in this page	
144C FOC	Installed Pole (7.5M)	FDC		LOOP	FDC	FDC NO.		SEE SHEET XXX	

KEY PLAN :



PROJECT TITLE:

PROPOSED TO BUILD FTIX NETWORK
 INFRASTRUCTURE FOR ALLO TECHNOLOGY
 SDN BHD - POP 2 PROJECT (E-SIDE) - TRUNK
 LINK PMU CEND 2

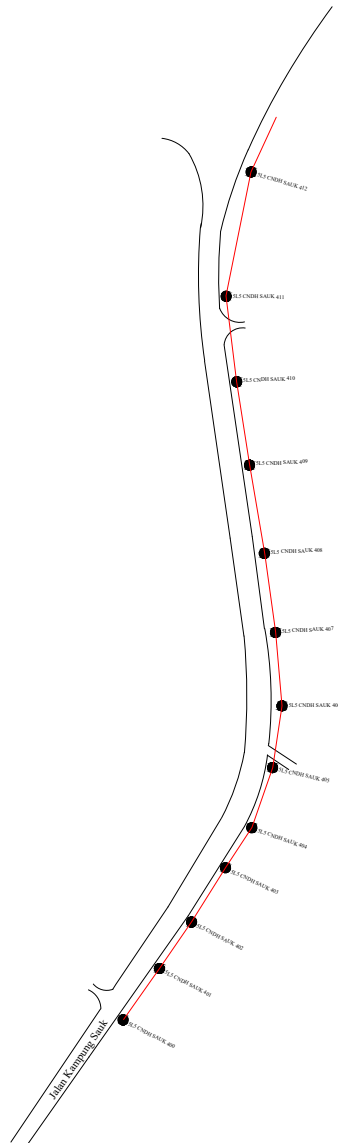
DRAWING TITLE:

SITE PLAN DRAWING-1
 POP 2 Project (E-Side) - CEND E2

PROJECT PHASE:

PROJECT PHASE

Design By : ENGINEER	Date : DATE
Drawn By : CAD ENGINEER	Scale : SCALE
Checked By : ENGINEER	Job Number : JOB/NUMBER
DRAWING NUMBER : DRAWING/NUMBER	Sheet : SHEET
THIS PRINT AND ITS COPYRIGHT ARE THE PROPERTY OF ALLO TECHNOLOGY SDN BHD	
Size : A3	



LEGEND	NOS.	NOS.	NOS.	NOS.	NOS.	NOS.	NOS.	NOS.	NOS.
12C FOC	Installed 1:4 splitter in FDC	Installed Pole (9m)	C7	New Manhole(JRC7)	TS / TB	Tension Small / Tension Big	MH1	MH NO.	
24C FOC	FDP with (1:8) splitter	Installed Risers	#	House Number	TKS-1	Existing Manhole	TKS-1	Existing TMB Pole NO.	
48C FOC	Closure	Suspension Big	CO1	Existing TMB Pole	FDP1	Closure NO.	P001	New Pole NO.	
96C FOC	New Manhole (PIT)	Suspension Small	FDP1	LOOP	FDC	FDC NO.			
144C FOC	Installed Pole (7.5M)	FDC	FDC	FDP Boundary					

KEY PLAN :



PROJECT TITLE:

PROPOSED TO BUILD FTTH NETWORK
 INFRASTRUCTURE FOR ALLO TECHNOLOGY
 SDN BHD - POP 2 PROJECT (E-SIDE) - TRUNK
 LINK PMU CEND 2

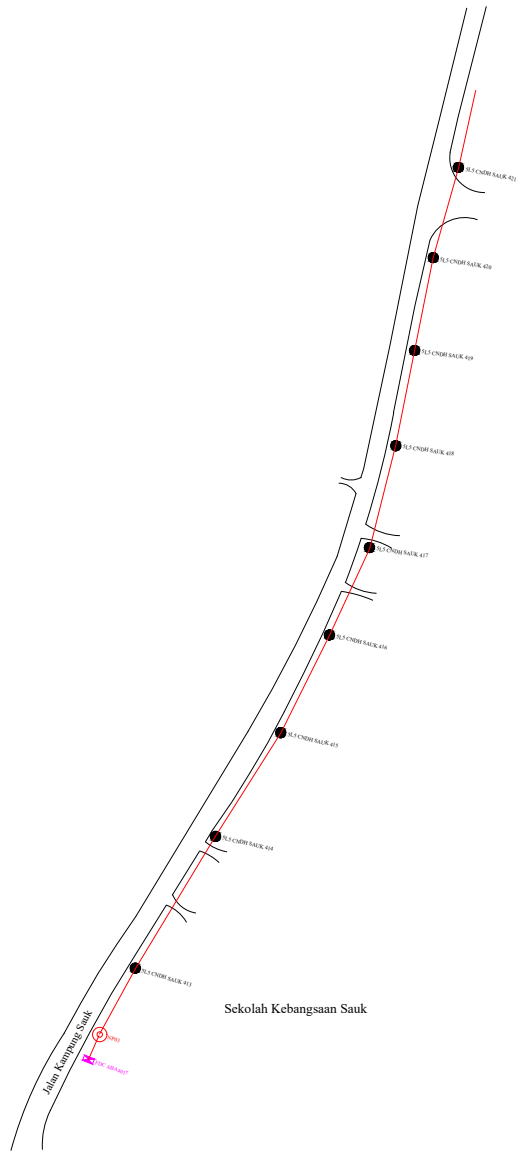
DRAWING TITLE:

SITE PLAN DRAWING-1
 POP 2 Project (E-Side) - CEND E2

PROJECT PHASE:

PROJECT PHASE

Design By : ENGINEER	Date : DATE
Drawn By : CAD ENGINEER	Scale : SCALE
Checked By : ENGINEER	Job Number : JOB/NUMBER
DRAWING NUMBER : DRAWING/NUMBER	
THIS PRINT AND ITS COPYRIGHT ARE THE PROPERTY OF ALLO TECHNOLOGY SDN BHD	
Sheet : SHEET	Size : A3



LEGEND	NOS.	NOS.	NOS.	NOS.	NOS.	NOS.	NOS.	NOS.	NOS.
12C FOC	Installed 1:4 splitter in FDC	Installed Pole (9m)	C7	New Manhole (IRC7)	TS / TB	Tension Small / Tension Big	MH1	MH NO.	
24C FOC	FDP with (1:8) splitter	Installed Riser	#	House Number		Existing Manhole	TKS-1	Existing TMB Pole NO.	
48C FOC	Closure	Suspension Big	SB	Existing TMB Pole		C01	Closure NO.	P001	New Pole NO.
96C FOC	New Manhole (PIT)	Suspension Small	SS	LOOP		FDP1	FDP NO.		SEE ACA in this page
144C FOC	Installed Pole (7.5M)	FDC		FDP Boundary		FDC	FDC NO.		SEE SHEET XXX

KEY PLAN :



PROJECT TITLE:

PROPOSED TO BUILD FTTH NETWORK INFRASTRUCTURE FOR ALLO TECHNOLOGY SDN BHD - POP 2 PROJECT (E-SIDE) - TRUNK LINK PMU CEND 2

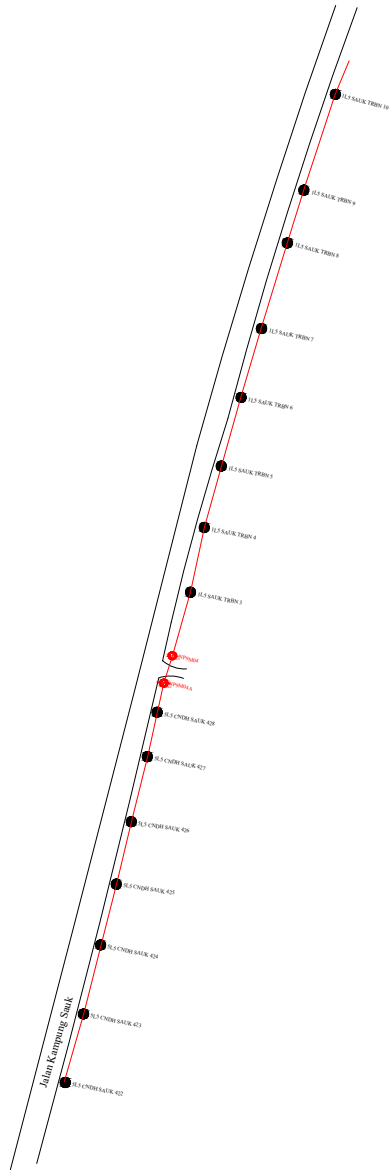
DRAWING TITLE:

SITE PLAN DRAWING-1
POP 2 Project (E-Side) - CEND E2

PROJECT PHASE:

PROJECT PHASE

Design By : ENGINEER	Date : DATE
Drawn By : CAD ENGINEER	Scale : SCALE
Checked By : ENGINEER	Job Number : JOB/NUMBER
DRAWING NUMBER : DRAWING/NUMBER	
THIS PRINT AND ITS COPYRIGHT ARE THE PROPERTY OF ALLO TECHNOLOGY SDN BHD	
Sheet : SHEET	Size : A3



LEGEND	NOS.	NOS.	NOS.	NOS.	NOS.	NOS.	NOS.	NOS.	NOS.
12C FOC	Installed 1:4 splitter in FDC	Installed Pole (9m)	C7	New Manhole (RC7)	T5 / T6	Tension Small / Tension Big	MH1	MH NO.	
24C FOC	FDP with (1:8) splitter	Installed Riser	#	House Number		Existing Manhole	TKS-1	Existing TMB Pole NO.	
48C FOC	Closure	Suspension Big		Existing TMB Pole	C01	Closure NO.	P001	New Pole NO.	
96C FOC	New Manhole (PIT)	Suspension Small		LOOP	FDP1	FDP NO.		(SEE A.C.A. IN THIS PAGE)	
144C FOC	Installed Pole (7.5M)	FDC		FDP Boundary	FDC	FDC NO.		(SEE SHEET XXX)	

KEY PLAN :



PROJECT TITLE:

PROPOSED TO BUILD FTTH NETWORK INFRASTRUCTURE FOR ALLO TECHNOLOGY SDN BHD - POP 2 PROJECT (E-SIDE) - TRUNK LINK PMU CEND 2

DRAWING TITLE:

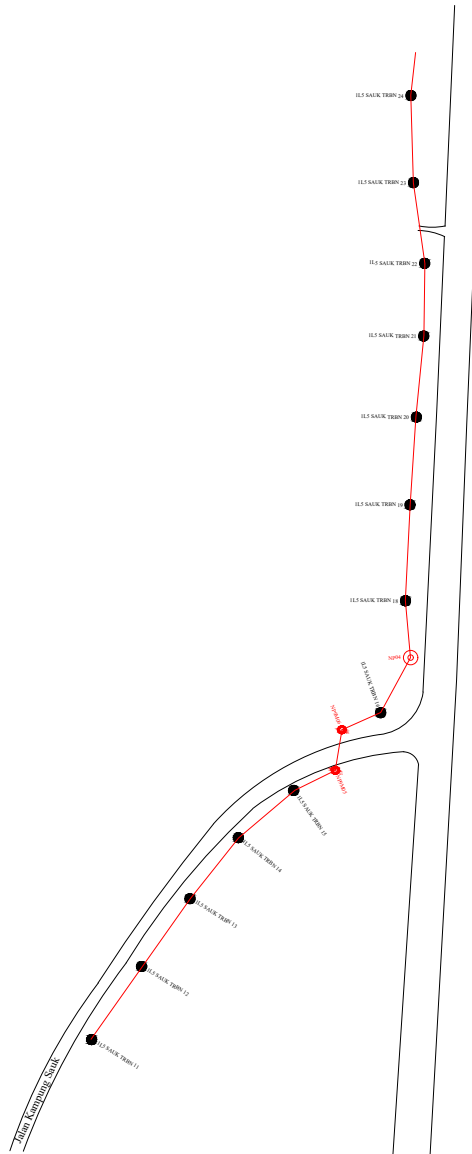
SITE PLAN DRAWING-1

POP 2 Project (E-Side) - CEND E2

PROJECT PHASE:

PROJECT PHASE

Design By : ENGINEER	Date : DATE
Drawn By : CAD ENGINEER	Scale : SCALE
Checked By : ENGINEER	Job Number : JOB/NUMBER
DRAWING NUMBER : DRAWING/NUMBER	
THIS PRINT AND ITS COPYRIGHT ARE THE PROPERTY OF ALLO TECHNOLOGY SDN BHD	
Sheet : SHEET	Size : A3



LEGEND	NOS.	NOS.	NOS.	NOS.	NOS.	NOS.	NOS.	NOS.	NOS.
12C FOC	Installed 1:4 splitter in FDC	Installed Pole (9m)	New Marhole (IRC7)	TS / TB Tension Small / Tension Big	MH1 MH NO.				
24C FOC	FDP with (1:8) splitter	Installed Riser	House Number	Existing Marhole	TKS-1 Existing TMB Pole NO.				
48C FOC	Closure	Suspension Big	Existing TMB Pole	C01 Closure NO.	P001 New Pole NO.				
96C FOC	New Marhole (PIT)	Suspension Small	LOOP	FDP1 FDP NO.	(SEE A-A in this page)				
144C FOC	Installed Pole (7.5M)	FDC	FDP Boundary	FDC FDC NO.	(SEE SHEET XXX)				

KEY PLAN :



PROJECT TITLE:

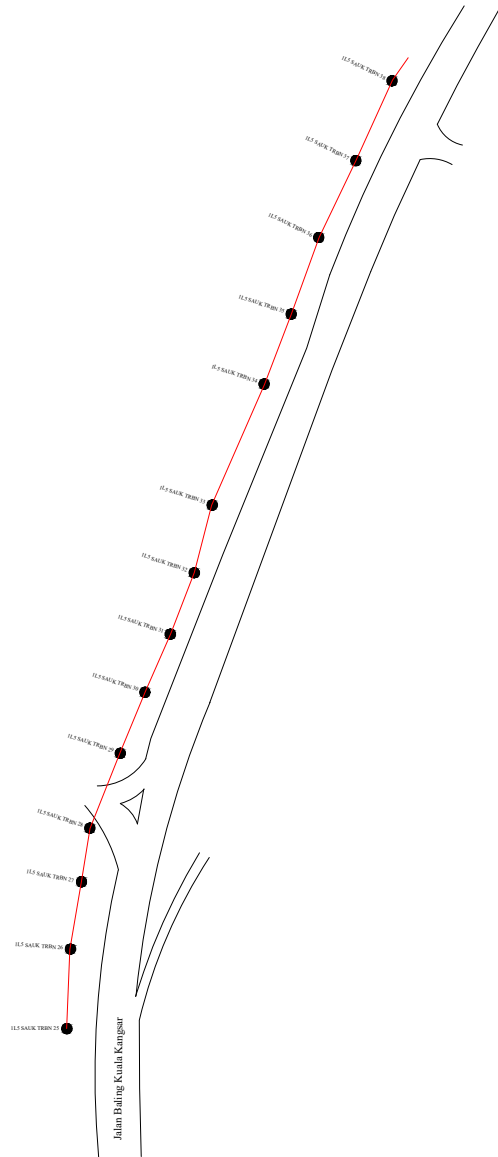
PROPOSED TO BUILD FTTH NETWORK
 INFRASTRUCTURE FOR ALLO TECHNOLOGY
 SDN BHD - POP 2 PROJECT (E-SIDE) - TRUNK
 LINK PMU CEND 2

DRAWING TITLE:

SITE PLAN DRAWING-1
 POP 2 Project (E-Side) - CEND E2

PROJECT PHASE:
 PROJECT PHASE

Design By : ENGINEER	Date : DATE
Drawn By : CAD ENGINEER	Scale : SCALE
Checked By : ENGINEER	Job Number : JOB/NUMBER
DRAWING NUMBER : DRAWING/NUMBER	
THIS PRINT AND ITS COPYRIGHT ARE THE PROPERTY OF ALLO TECHNOLOGY SDN BHD	
Sheet : SHEET	Size : A3



LEGEND	NOS.	NOS.	NOS.	NOS.	NOS.	NOS.	NOS.	NOS.	NOS.
12C FOC	Installed 1:4 splitter in FDC	Installed Pole (9m)	C7	New Manhole (IRC7)	T5 / T6	Tension Small / Tension Big	MH1	MH NO.	
24C FOC	FDP with (1:8) splitter	Installed Riser	#	House Number	TKS-1	Existing Manhole	TKS-1	Existing TMB Pole NO.	
48C FOC	Closure	Suspension Big	●	Existing TMB Pole	C01	Closure NO.	P001	New Pole NO.	
96C FOC	New Manhole (PIT)	Suspension Small	○	LOOP	FDP1	FDP NO.	①	SEE ACA in this page	②
144C FOC	Installed Pole (7.5M)	FDC	■	FDP Boundary	FDC	FDC NO.	③	SEE SHEET XXX	④

KEY PLAN :



PROJECT TITLE:

PROPOSED TO BUILD FTTH NETWORK INFRASTRUCTURE FOR ALLO TECHNOLOGY SDN BHD - POP 2 PROJECT (E-SIDE) - TRUNK LINK PMU CEND 2

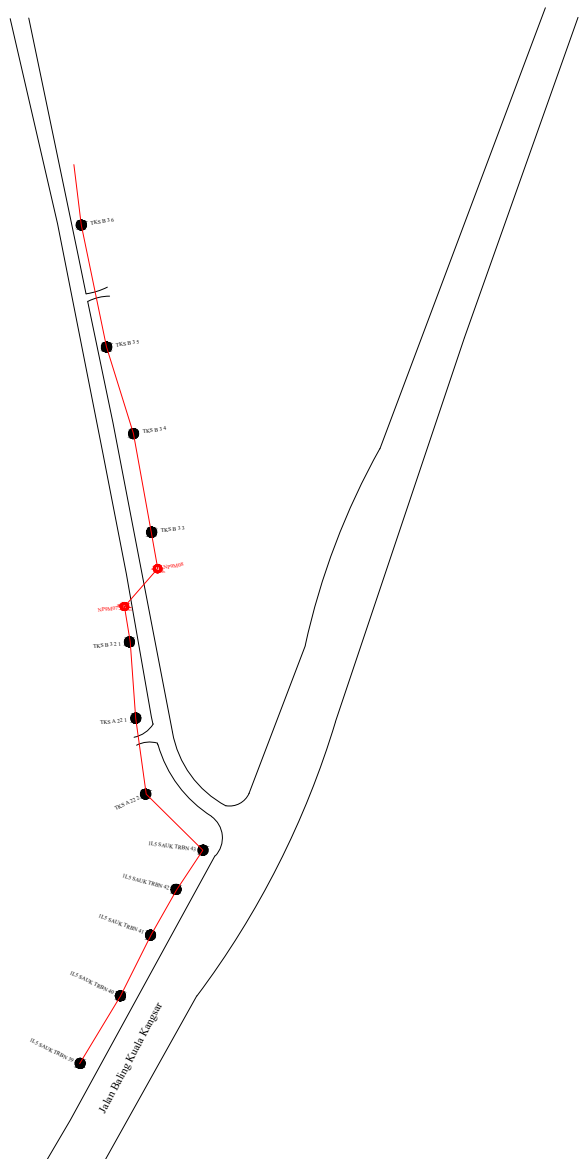
DRAWING TITLE:

SITE PLAN DRAWING-1
POP 2 Project (E-Side) - CEND E2

PROJECT PHASE:

PROJECT PHASE

Design By : ENGINEER	Date : DATE
Drawn By : CAD ENGINEER	Scale : SCALE
Checked By : ENGINEER	Job Number : JOB/NUMBER
DRAWING NUMBER : DRAWING/NUMBER	
THIS PRINT AND ITS COPYRIGHT ARE THE PROPERTY OF ALLO TECHNOLOGY SDN BHD	
Sheet : SHEET	Size : A3



LEGEND	NOS.	NOS.	NOS.	NOS.	NOS.	NOS.	NOS.	NOS.
12C FOC	Installed 1:4 splitter in FDC	Installed Pole (9m)	C7	New Manhole (IRC7)	TS / TB	Tension Small / Tension Big	MH1	MH NO.
24C FOC	FDC with (1:8) splitter	Installed Riser	#	House Number	█	Existing Manhole	TKS-1	Existing TMB Pole NO.
48C FOC	Closure	Suspension Big	●	Existing TMB Pole	C01	Closure NO.	P001	New Pole NO.
96C FOC	New Manhole (PIT)	Suspension Small	○	LOOP	FDP1	FDP NO.	ⓐ	SEE A/A in this page
144C FOC	Installed Pole (7.5M)	FDC	▬	FDP Boundary	FDC	FDC NO.	ⓑ	SEE SHEET XXX

KEY PLAN :



PROJECT TITLE:

PROPOSED TO BUILD FTTH NETWORK
 INFRASTRUCTURE FOR ALLO TECHNOLOGY
 SDN BHD - POP 2 PROJECT (E-SIDE) - TRUNK
 LINK PMU CEND 2

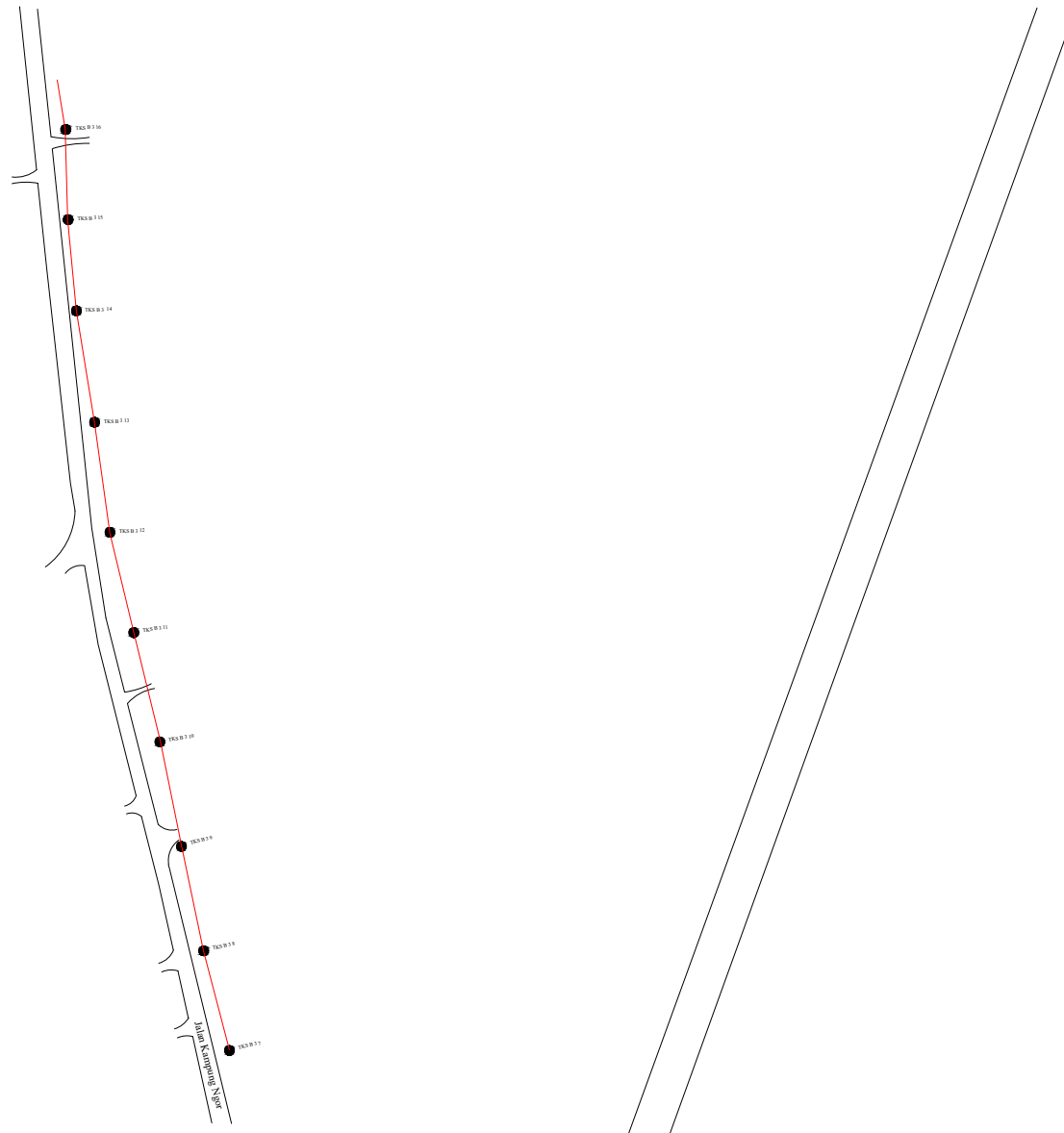
DRAWING TITLE:

SITE PLAN DRAWING-1
 POP 2 Project (E-Side) - CEND E2

PROJECT PHASE:

PROJECT PHASE

Design By : ENGINEER	Date : DATE
Drawn By : CAD ENGINEER	Scale : SCALE
Checked By : ENGINEER	Job Number : JOB/NUMBER
DRAWING NUMBER : DRAWING/NUMBER	
THIS PRINT AND ITS COPYRIGHT ARE THE PROPERTY OF ALLO TECHNOLOGY SDN BHD	
Sheet : SHEET	Size : A3



LEGEND	NOS.	NOS.	NOS.	NOS.	NOS.	NOS.	NOS.	NOS.	NOS.
12C FOC	Installed 1:4 splitter in FDC	Installed Pole (9m)	C7	New Manhole(JRC7)	TS / TB	Tension Small / Tension Big	MH1	MH NO.	
24C FOC	FDP with (1:8) splitter	Installed Riser	#	House Number		Existing Manhole	TKS-1	Existing TMB Pole NO.	
48C FOC	Closure	Suspension Big		Existing TMB Pole		C01	Closure NO.	P001	New Pole NO.
96C FOC	New Manhole (PIT)	Suspension Small		LOOP		FDP1	FDP NO.		SEE A-A in this page
144C FOC	Installed Pole (7.5M)	FDC		FDP Boundary		FDC	FDC NO.		SEE SHEET XXX

KEY PLAN :



PROJECT TITLE:

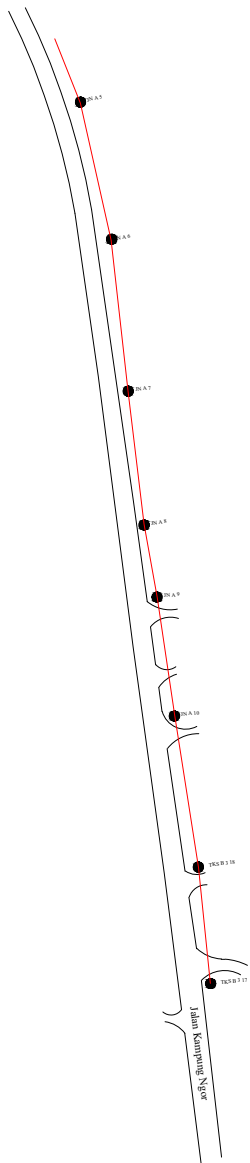
PROPOSED TO BUILD FTTH NETWORK
 INFRASTRUCTURE FOR ALLO TECHNOLOGY
 SDN BHD - POP 2 PROJECT (E-SIDE) - TRUNK
 LINK PMU CEND 2

DRAWING TITLE:

SITE PLAN DRAWING-1
 POP 2 Project (E-Side) - CEND E2

PROJECT PHASE:
 PROJECT PHASE

Design By : ENGINEER	Date : DATE
Drawn By : CAD ENGINEER	Scale : SCALE
Checked By : ENGINEER	Job Number : JOB/NUMBER
DRAWING NUMBER : DRAWING/NUMBER	
THIS PRINT AND ITS COPYRIGHT ARE THE PROPERTY OF ALLO TECHNOLOGY SDN BHD	
Sheet : SHEET	Size : A3



LEGEND	NOS.	NOS.	NOS.	NOS.	NOS.	NOS.	NOS.	NOS.	NOS.
12C FOC	Installed 1:4 splitter in FDC	Installed Pole (9m)	C7	New Manhole(JRC7)	TS / TB	Tension Small / Tension Big	MH1	MH NO.	
24C FOC	FDP with (1:8) splitter	Installed Riser	#	House Number		Existing Manhole	TKS-1	Existing TMB Pole NO.	
48C FOC	Closure	Suspension Big		Existing TMB Pole		C01	Closure NO.	P001	New Pole NO.
96C FOC	New Manhole (PIT)	Suspension Small		LOOP		FDP1	FDP NO.		(SEE A-A in this page)
144C FOC	Installed Pole (7.5M)	FDC		FDP Boundary		FDC	FDC NO.		(SEE SHEET XXX)

KEY PLAN :



PROJECT TITLE:

PROPOSED TO BUILD FTTH NETWORK
INFRASTRUCTURE FOR ALLO TECHNOLOGY
SDN BHD - POP 2 PROJECT (E-SIDE) - TRUNK
LINK PMU CEND 2

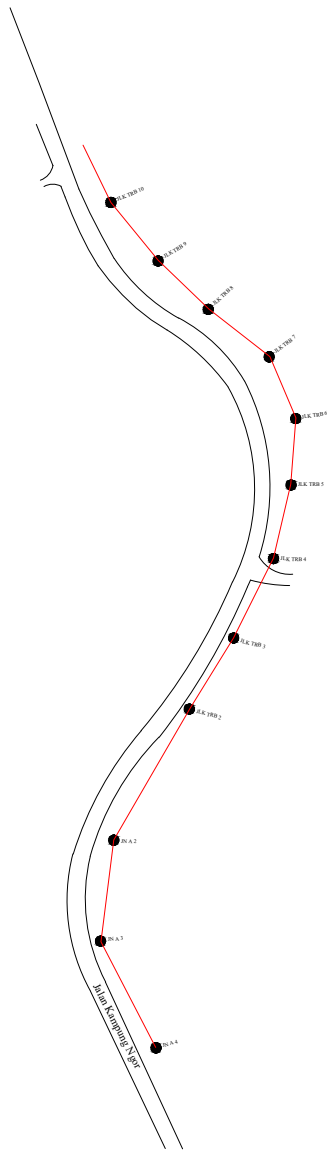
DRAWING TITLE:

SITE PLAN DRAWING-1
POP 2 Project (E-Side) - CEND E2

PROJECT PHASE:

PROJECT PHASE

Design By : ENGINEER	Date : DATE
Drawn By : CAD ENGINEER	Scale : SCALE
Checked By : ENGINEER	Job Number : JOB/NUMBER
DRAWING NUMBER : DRAWING/NUMBER	
THIS PRINT AND ITS COPYRIGHT ARE THE PROPERTY OF ALLO TECHNOLOGY SDN BHD	
Sheet : SHEET	Size : A3



LEGEND	NOS.	NOS.	NOS.	NOS.	NOS.	NOS.	NOS.	NOS.	NOS.
12C FOC	Installed 1:4 splitter in FDC	Installed Pole (9m)	New Manhole(JRC7)	TS / TB Tension Small / Tension Big	MH1 MH NO.				
24C FOC	FDP with (1:8) splitter	Installed Riser	House Number	Existing Manhole	TKS-1 Existing TMB Pole NO.				
48C FOC	Closure	Suspension Big	Existing TMB Pole	C01 Closure NO.	P001 New Pole NO.				
96C FOC	New Manhole (PIT)	Suspension Small	LOOP	FDP1 FDP NO.	(SEE A.C.A in this page)				
144C FOC	Installed Pole (7.5M)	FDC	FDP Boundary	FDC FDC NO.	(SEE SHEET XXX)				

KEY PLAN :



PROJECT TITLE:

PROPOSED TO BUILD FTTH NETWORK
INFRASTRUCTURE FOR ALLO TECHNOLOGY
SDN BHD - POP 2 PROJECT (E-SIDE) - TRUNK
LINK PMU CEND 2

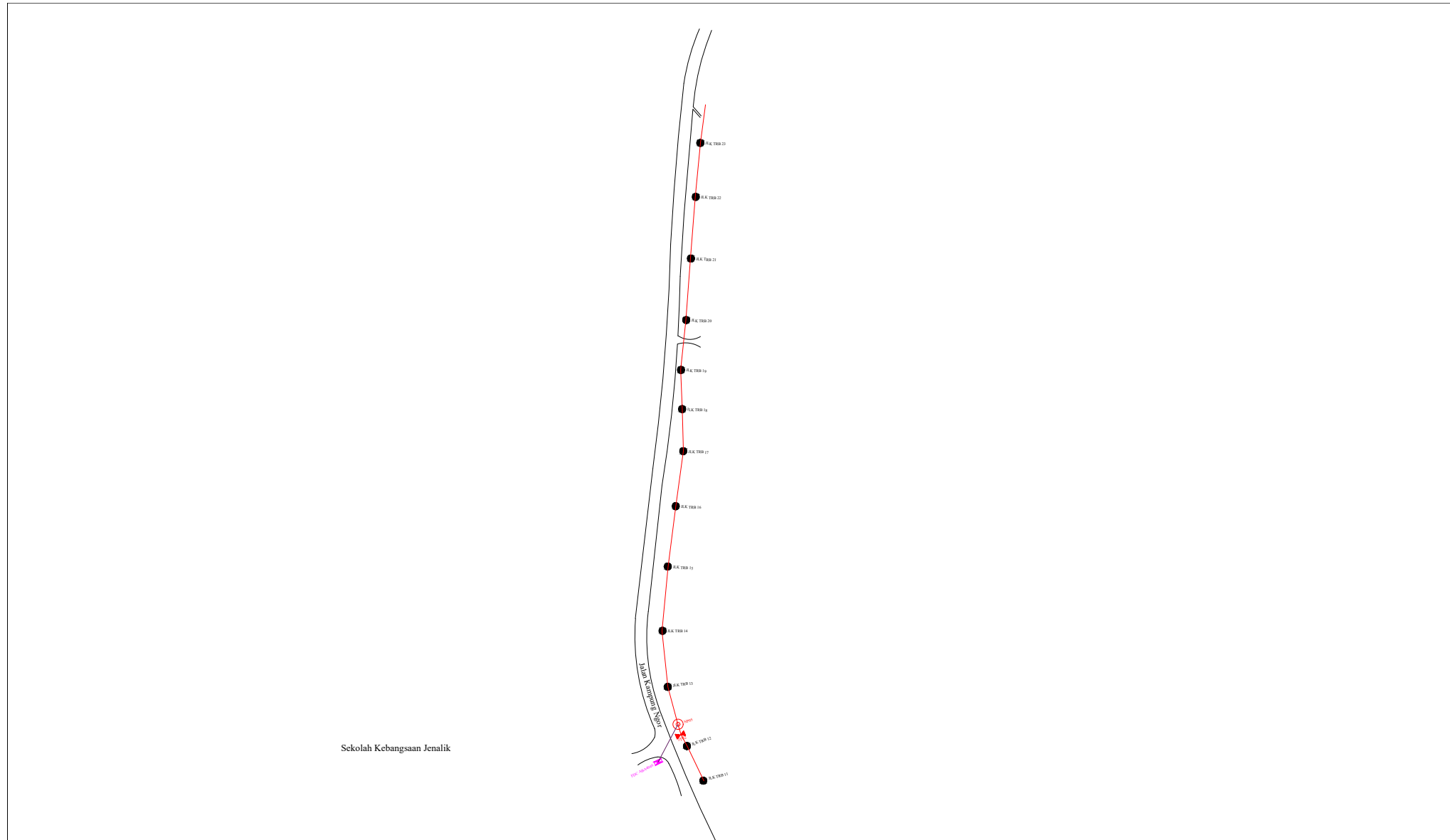
DRAWING TITLE:

SITE PLAN DRAWING-1
POP 2 Project (E-Side) - CEND E2

PROJECT PHASE:

PROJECT PHASE

Design By : ENGINEER	Date : DATE
Drawn By : CAD ENGINEER	Scale : SCALE
Checked By : ENGINEER	Job Number : JOB/NUMBER
DRAWING NUMBER : DRAWING/NUMBER	
THIS PRINT AND ITS COPYRIGHT ARE THE PROPERTY OF ALLO TECHNOLOGY SDN BHD	
Sheet : SHEET	Size : A3



LEGEND	NOS.	NOS.	NOS.	NOS.	NOS.	NOS.	NOS.	NOS.	NOS.
12C FOC	Installed 1:4 splitter in FDC	Installed Pole (9m)	New Manhole (IRC7)	TS / TB	Tension Small / Tension Big	MH1	MH NO.		
24C FOC	FDP with (1:8) splitter	Installed Riser	House Number	Existing Manhole	TKS-1	Existing TMB Pole NO.			
48C FOC	Closure	Suspension Big	Existing TMB Pole	C01	Closure NO.	P001	New Pole NO.		
96C FOC	New Manhole (PIT)	Suspension Small	LOOP	FDP1	FDP NO.		SEE A.C.A in this page		
144C FOC	Installed Pole (7.5M)	FDC	FDP Boundary	FDC	FDC NO.		SEE SHEET XXX		

KEY PLAN :

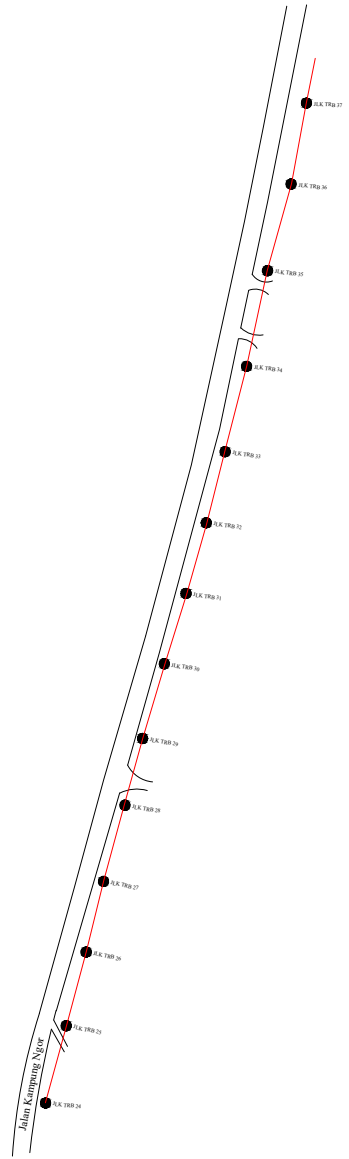


PROJECT TITLE:
 PROPOSED TO BUILD FTTH NETWORK
 INFRASTRUCTURE FOR ALLO TECHNOLOGY
 SDN BHD - POP 2 PROJECT (E-SIDE) - TRUNK
 LINK PMU CEND 2

DRAWING TITLE:
 SITE PLAN DRAWING-1
 POP 2 Project (E-Side) - CEND E2

PROJECT PHASE:
 PROJECT PHASE

Design By : ENGINEER	Date : DATE
Drawn By : CAD ENGINEER	Scale : SCALE
Checked By : ENGINEER	Job Number : JOB/NUMBER
DRAWING NUMBER : DRAWING/NUMBER	
THIS PRINT AND ITS COPYRIGHT ARE THE PROPERTY OF ALLO TECHNOLOGY SDN BHD	
Sheet : SHEET	Size : A3



LEGEND	NOS.	NOS.	NOS.	NOS.	NOS.	NOS.	NOS.	NOS.
12C FOC	Installed 1:4 splitter in FDC	Installed Pole (9m)	C7	New Manhole (IRC7)	TS / TB	Tension Small / Tension Big	MH1	MH NO.
24C FOC	FDP with (1:8) splitter	Installed Riser	#	House Number	█	Existing Manhole	TKS-1	Existing TMB Pole NO.
48C FOC	Closure	Suspension Big	●	Existing TMB Pole	C01	Closure NO.	P001	New Pole NO.
96C FOC	New Manhole (PIT)	Suspension Small	○	LOOP	FDP1	FDP NO.	Ⓐ	SEE A.C.A in this page
144C FOC	Installed Pole (7.5M)	FDC	Ⓜ	FDP Boundary	FDC	FDC NO.	Ⓑ	SEE SHEET XXX

KEY PLAN :



PROJECT TITLE:

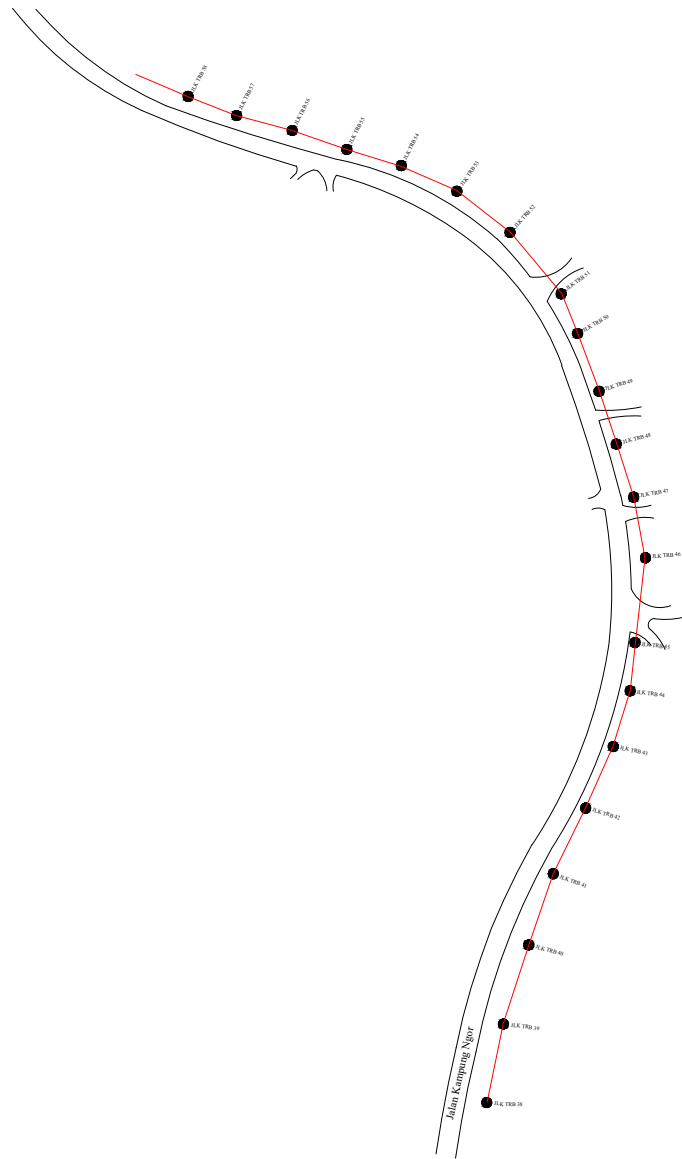
PROPOSED TO BUILD FTTH NETWORK
 INFRASTRUCTURE FOR ALLO TECHNOLOGY
 SDN BHD - POP 2 PROJECT (E-SIDE) - TRUNK
 LINK PMU CEND 2

DRAWING TITLE:

SITE PLAN DRAWING-1
 POP 2 Project (E-Side) - CEND E2

PROJECT PHASE:
 PROJECT PHASE

Design By : ENGINEER	Date : DATE
Drawn By : CAD ENGINEER	Scale : SCALE
Checked By : ENGINEER	Job Number : JOB/NUMBER
DRAWING NUMBER : DRAWING/NUMBER	
THIS PRINT AND ITS COPYRIGHT ARE THE PROPERTY OF ALLO TECHNOLOGY SDN BHD	
Sheet : SHEET	Size : A3



LEGEND	NOS.	NOS.	NOS.	NOS.	NOS.	NOS.	NOS.	NOS.	NOS.
12C FOC	Installed 1:4 splitter in FDC	Installed Pole (9m)	New Manhole (IRC7)	TS / TB Tension Small / Tension Big	MH1 MH NO.				
24C FOC	FDP with (1:8) splitter	Installed Riser	House Number	Existing Manhole	TKS-1 Existing TMB Pole NO.				
48C FOC	Closure	Suspension Big	Existing TMB Pole	C01 Closure NO.	P001 New Pole NO.				
96C FOC	New Manhole (PIT)	Suspension Small	LOOP	FDP1 FDP NO.	(SEE A.C.A in this page)				
144C FOC	Installed Pole (7.5M)	FDC	FDP Boundary	FDC NO.	(SEE SHEET XXX)				

KEY PLAN :



PROJECT TITLE:

PROPOSED TO BUILD FTTH NETWORK INFRASTRUCTURE FOR ALLO TECHNOLOGY SDN BHD - POP 2 PROJECT (E-SIDE) - TRUNK LINK PMU CEND 2

DRAWING TITLE:

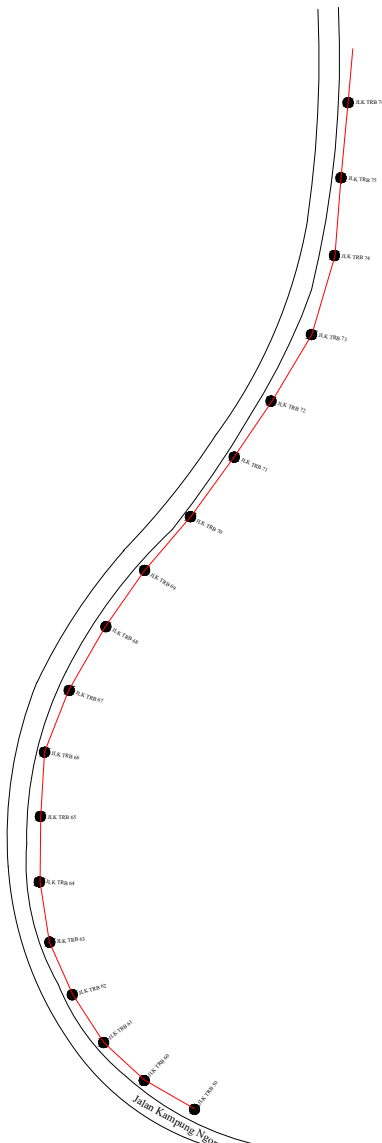
SITE PLAN DRAWING-1

POP 2 Project (E-Side) - CEND E2

PROJECT PHASE:

PROJECT PHASE

Design By : ENGINEER	Date : DATE
Drawn By : CAD ENGINEER	Scale : SCALE
Checked By : ENGINEER	Job Number : JOB/NUMBER
DRAWING NUMBER : DRAWING/NUMBER	
THIS PRINT AND ITS COPYRIGHT ARE THE PROPERTY OF ALLO TECHNOLOGY SDN BHD	
Sheet : SHEET	Size : A3



LEGEND	NOS.	NOS.	NOS.	NOS.	NOS.	NOS.	NOS.	NOS.	NOS.
12C FOC	Installed 1:4 splitter in FDC	Installed Pole (9m)	New Manhole(JRC7)	TS / TB Tension Small / Tension Big	MH1 MH NO.				
24C FOC	FDP with (1:8) splitter	Installed Riser	House Number	Existing Manhole	TKS-1 Existing TMB Pole NO.				
48C FOC	Closure	Suspension Big	Existing TMB Pole	C01 Closure NO.	P001 New Pole NO.				
96C FOC	New Manhole (PIT)	Suspension Small	LOOP	FDP1 FDP NO.	(SEE A.C.A IN THIS PAGE)				
144C FOC	Installed Pole (7.5M)	FDC	FDP Boundary	FDC FDC NO.	(SEE SHEET XXX)				

KEY PLAN :



PROJECT TITLE:

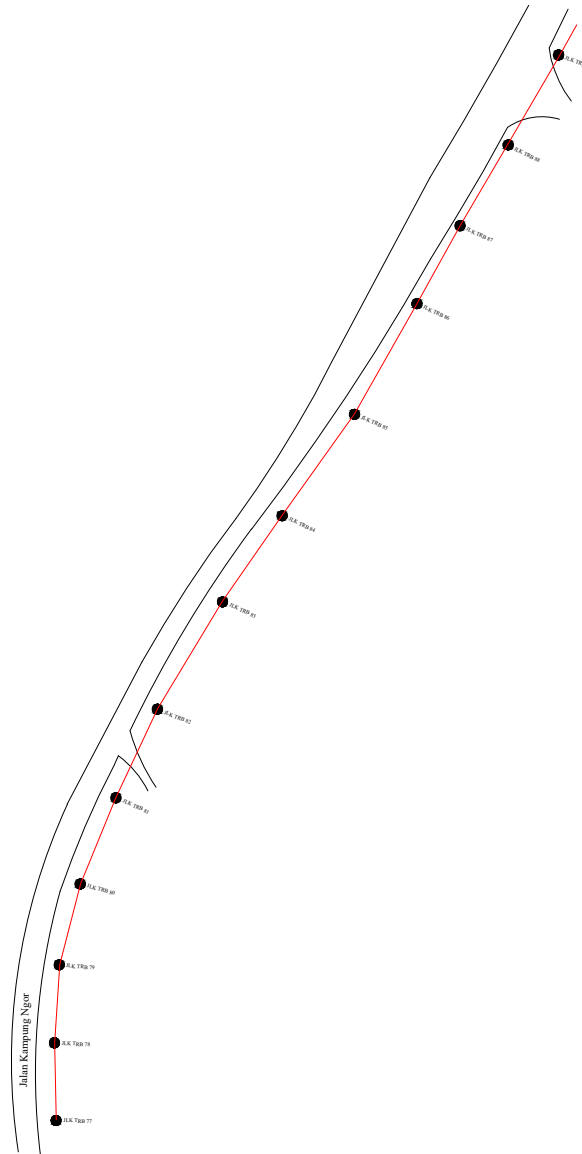
PROPOSED TO BUILD FTTH NETWORK
 INFRASTRUCTURE FOR ALLO TECHNOLOGY
 SDN BHD - POP 2 PROJECT (E-SIDE) - TRUNK
 LINK PMU CEND 2

DRAWING TITLE:

SITE PLAN DRAWING-1
 POP 2 Project (E-Side) - CEND E2

PROJECT PHASE:
 PROJECT PHASE

Design By : ENGINEER	Date : DATE
Drawn By : CAD ENGINEER	Scale : SCALE
Checked By : ENGINEER	Job Number : JOB/NUMBER
DRAWING NUMBER : DRAWING/NUMBER	
THIS PRINT AND ITS COPYRIGHT ARE THE PROPERTY OF ALLO TECHNOLOGY SDN BHD	
Sheet : SHEET	Size : A3



LEGEND	NOS.	NOS.	NOS.	NOS.	NOS.	NOS.	NOS.	NOS.
12C FOC	Installed 1:4 splitter in FDC	Installed Pole (9m)	C7	New Manhole(JRC7)	TS / TB	Tension Small / Tension Big	MH1	MH NO.
24C FOC	FDP with (1:8) splitter	Installed Riser	#	House Number	█	Existing Manhole	TKS-1	Existing TMB Pole NO.
48C FOC	Closure	Suspension Big	●	Existing TMB Pole	C01	Closure NO.	P001	New Pole NO.
96C FOC	New Manhole (PIT)	Suspension Small	○	LOOP	FDP1	FDP NO.	Ⓐ	SEE A.C.A in this page
144C FOC	Installed Pole (7.5M)	FDC	▬	FDP Boundary	FDC	FDC NO.	Ⓑ	SEE SHEET XXX

KEY PLAN :



PROJECT TITLE:

PROPOSED TO BUILD FTTH NETWORK
 INFRASTRUCTURE FOR ALLO TECHNOLOGY
 SDN BHD - POP 2 PROJECT (E-SIDE) - TRUNK
 LINK PMU CEND 2

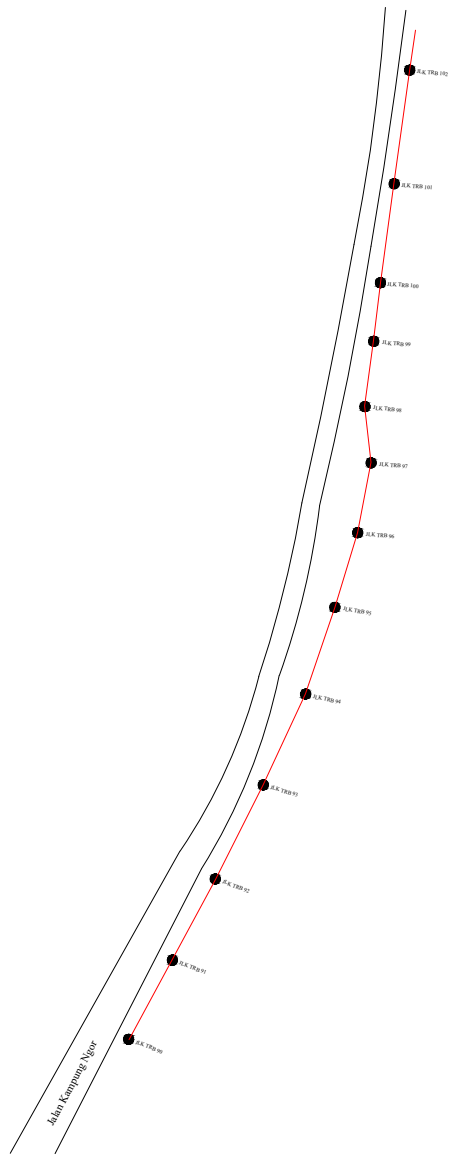
DRAWING TITLE:

SITE PLAN DRAWING-1
 POP 2 Project (E-Side) - CEND E2

PROJECT PHASE:

PROJECT PHASE

Design By : ENGINEER	Date : DATE
Drawn By : CAD ENGINEER	Scale : SCALE
Checked By : ENGINEER	Job Number : JOB/NUMBER
DRAWING NUMBER : DRAWING/NUMBER	
THIS PRINT AND ITS COPYRIGHT ARE THE PROPERTY OF ALLO TECHNOLOGY SDN BHD	
Sheet : SHEET	Size : A3



LEGEND	NOS.	NOS.	NOS.	NOS.	NOS.	NOS.	NOS.	NOS.	NOS.
12C FOC	Installed 1:4 splitter in FDC	Installed Pole (9m)	C7	New Manhole (IRC7)	TS / TB	Tension Small / Tension Big	MH1	MH NO.	
24C FOC	FDP with (1:8) splitter	Installed Riser	#	House Number		Existing Manhole	TKS-1	Existing TMB Pole NO.	
48C FOC	Closure	Suspension Big		Existing TMB Pole	C01	Closure NO.	P001	New Pole NO.	
96C FOC	New Manhole (PIT)	Suspension Small		LOOP	FDP1	FDP NO.		SEE A-C in this page	
144C FOC	Installed Pole (7.5M)	FDC		FDP Boundary	FDC	FDC NO.		SEE SHEET XXX	

KEY PLAN :



PROJECT TITLE:

PROPOSED TO BUILD FTTH NETWORK INFRASTRUCTURE FOR ALLO TECHNOLOGY SDN BHD - POP 2 PROJECT (E-SIDE) - TRUNK LINK PMU CEND 2

DRAWING TITLE:

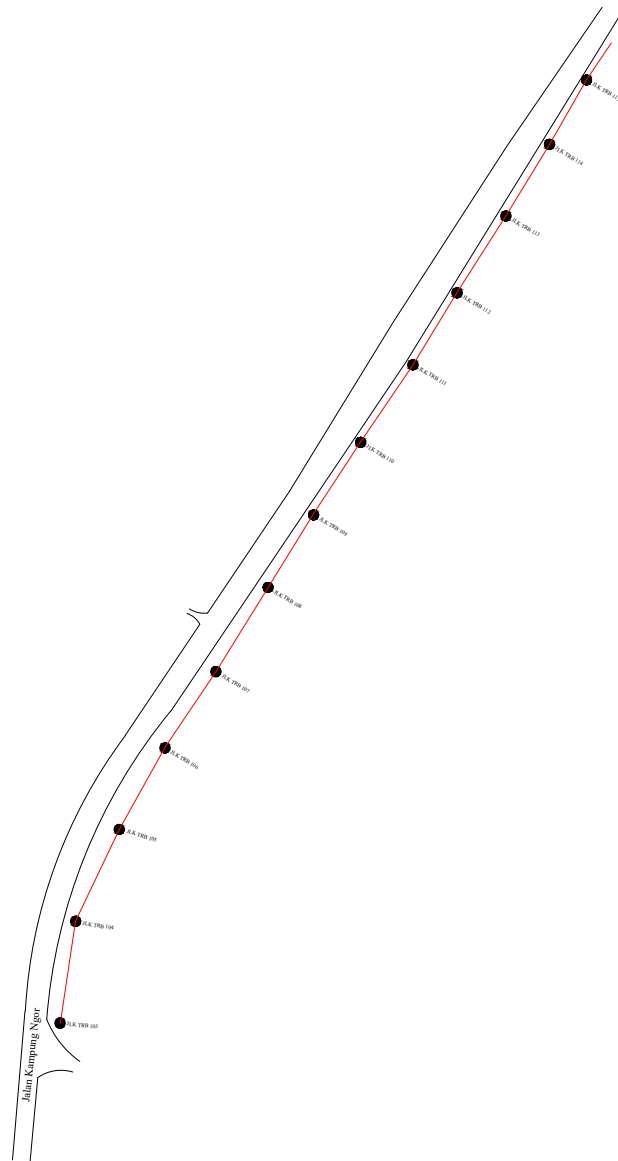
SITE PLAN DRAWING-1

POP 2 Project (E-Side) - CEND E2

PROJECT PHASE:

PROJECT PHASE

Design By : ENGINEER	Date : DATE
Drawn By : CAD ENGINEER	Scale : SCALE
Checked By : ENGINEER	Job Number : JOB/NUMBER
DRAWING NUMBER : DRAWING/NUMBER	
THIS PRINT AND ITS COPYRIGHT ARE THE PROPERTY OF ALLO TECHNOLOGY SDN BHD	
Sheet : SHEET	Size : A3



LEGEND	NOS.	NOS.	NOS.	NOS.	NOS.	NOS.	NOS.	NOS.	NOS.
12C FOC	Installed 1:4 splitter in FDC	Installed Pole (9m)	C7	New Manhole (IRC7)	TS / TB	Tension Small / Tension Big	MH1	MH NO.	
24C FOC	FDP with (1:8) splitter	Installed Riser	#	House Number		Existing Manhole	TKS-1	Existing TMB Pole NO.	
48C FOC	Closure	Suspension Big		Existing TMB Pole		C01	Closure NO.	P001	New Pole NO.
96C FOC	New Manhole (PIT)	Suspension Small		LOOP		FDP1	FDP NO.		SEE A.C.A in this page
144C FOC	Installed Pole (7.5M)	FDC		FDP Boundary		FDC	FDC NO.		SEE SHEET XXX

KEY PLAN :



PROJECT TITLE:

PROPOSED TO BUILD FTTH NETWORK INFRASTRUCTURE FOR ALLO TECHNOLOGY SDN BHD - POP 2 PROJECT (E-SIDE) - TRUNK LINK PMU CEND 2

DRAWING TITLE:

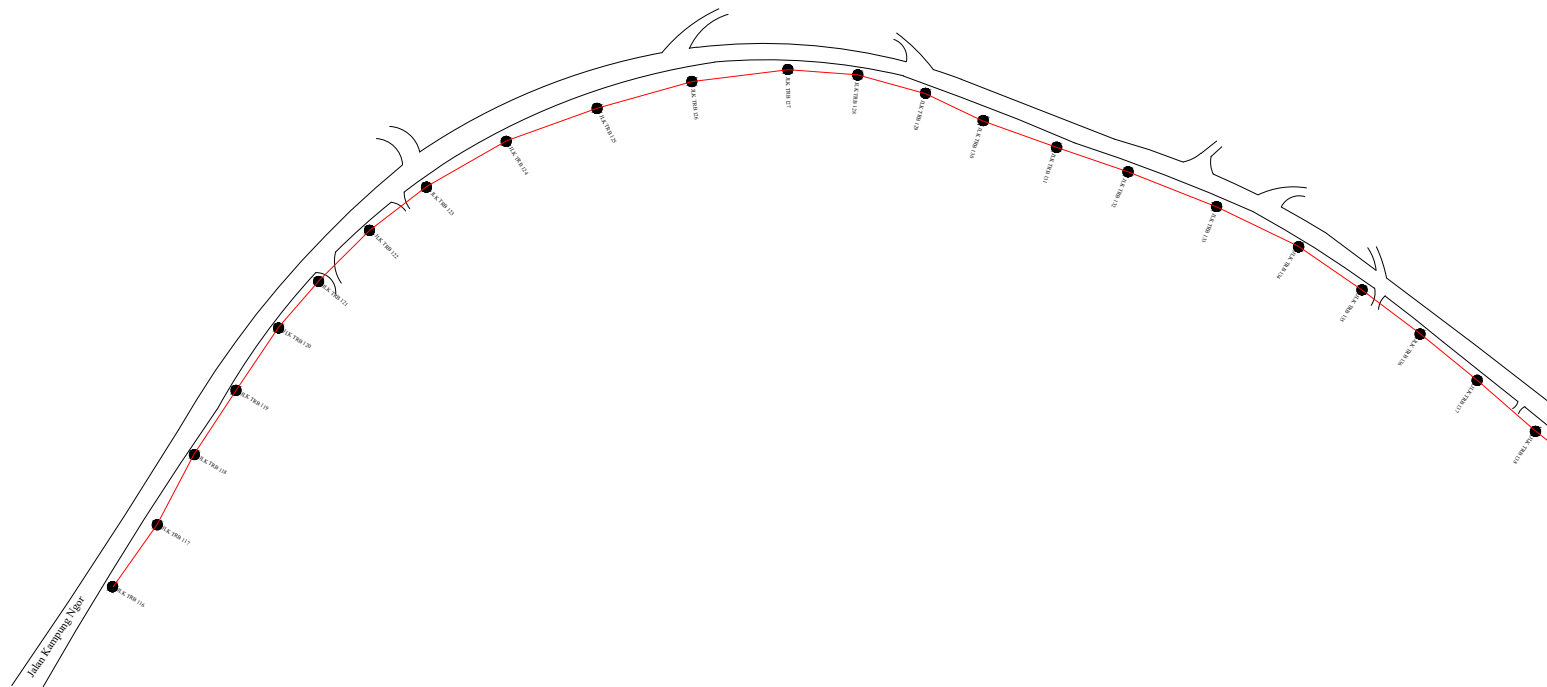
SITE PLAN DRAWING-1

POP 2 Project (E-Side) - CEND E2

PROJECT PHASE:

PROJECT PHASE

Design By : ENGINEER	Date : DATE
Drawn By : CAD ENGINEER	Scale : SCALE
Checked By : ENGINEER	Job Number : JOB/NUMBER
DRAWING NUMBER : DRAWING/NUMBER	Sheet : SHEET
THIS PRINT AND ITS COPYRIGHT ARE THE PROPERTY OF ALLO TECHNOLOGY SDN BHD	
Size : A3	



LEGEND	NOS.	NOS.	NOS.	NOS.	NOS.	NOS.	NOS.	NOS.	NOS.
12C FOC	Installed 1:4 splitter in FDC	Installed Pole (9m)	C7	New Manhole (IRC7)	TS / TB	Tension Small / Tension Big	MH1	MH NO.	
24C FOC	FDP with (1:8) splitter	Installed Riser	#	House Number		Existing Manhole	TKS-1	Existing TMB Pole NO.	
48C FOC	Closure	Suspension Big	CS	Existing TMB Pole		C01	Closure NO.	P001	New Pole NO.
96C FOC	New Manhole (PIT)	Suspension Small	SS	LOOP		FDP1	FDP NO.		SEE A-1 in this page
144C FOC	Installed Pole (7.5M)	FDC		FDP Boundary		FDC	FDC NO.		SEE SHEET XXX

KEY PLAN :



PROJECT TITLE:

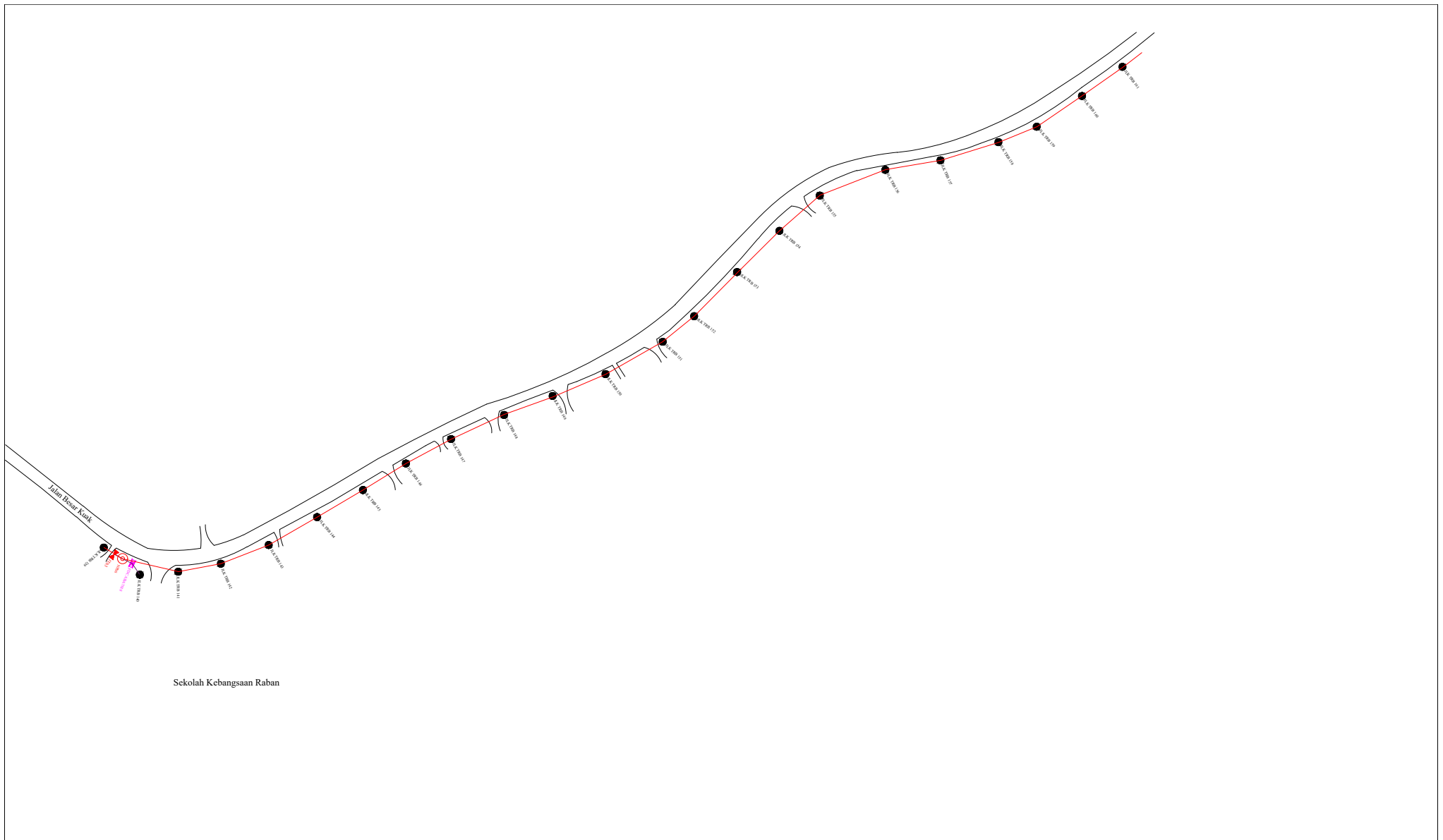
PROPOSED TO BUILD FTTH NETWORK
INFRASTRUCTURE FOR ALLO TECHNOLOGY
SDN BHD - POP 2 PROJECT (E-SIDE) - TRUNK
LINK PMU CEND 2

DRAWING TITLE:

SITE PLAN DRAWING-1
POP 2 Project (E-Side) - CEND E2

PROJECT PHASE:
PROJECT PHASE

Design By : ENGINEER	Date : DATE
Drawn By : CAD ENGINEER	Scale : SCALE
Checked By : ENGINEER	Job Number : JOB/NUMBER
DRAWING NUMBER : DRAWING/NUMBER	
THIS PRINT AND ITS COPYRIGHT ARE THE PROPERTY OF ALLO TECHNOLOGY SDN BHD	
Sheet : SHEET	Size : A3



Sekolah Kebangsaan Raban

LEGEND	NOS.	NOS.	NOS.	NOS.	NOS.	NOS.	NOS.	NOS.	NOS.
12C FOC	Installed 1:4 splitter in FDC	Installed Pole (9m)	C7	New Manhole(JRC7)	TS / TB	Tension Small / Tension Big	MH1	MH NO.	
24C FOC	FDP with (1:8) splitter	Installed Riser	#	House Number	TKS-1	Existing Manhole	TKS-1	Existing TMB Pole NO.	
48C FOC	Closure	Suspension Big	●	Existing TMB Pole	C01	Closure NO.	P001	New Pole NO.	
96C FOC	New Manhole (PIT)	Suspension Small	○	LOOP	FDP1	FDP NO.	Ⓐ	SEE ACA in this page	Ⓐ
144C FOC	Installed Pole (7.5M)	FDC	▬	FDP Boundary	FDC	FDC NO.	Ⓑ	SEE SHEET XXX	Ⓑ

KEY PLAN :



PROJECT TITLE:

PROPOSED TO BUILD FTTX NETWORK
 INFRASTRUCTURE FOR ALLO TECHNOLOGY
 SDN BHD - POP 2 PROJECT (E-SIDE) - TRUNK
 LINK PMU CEND 2

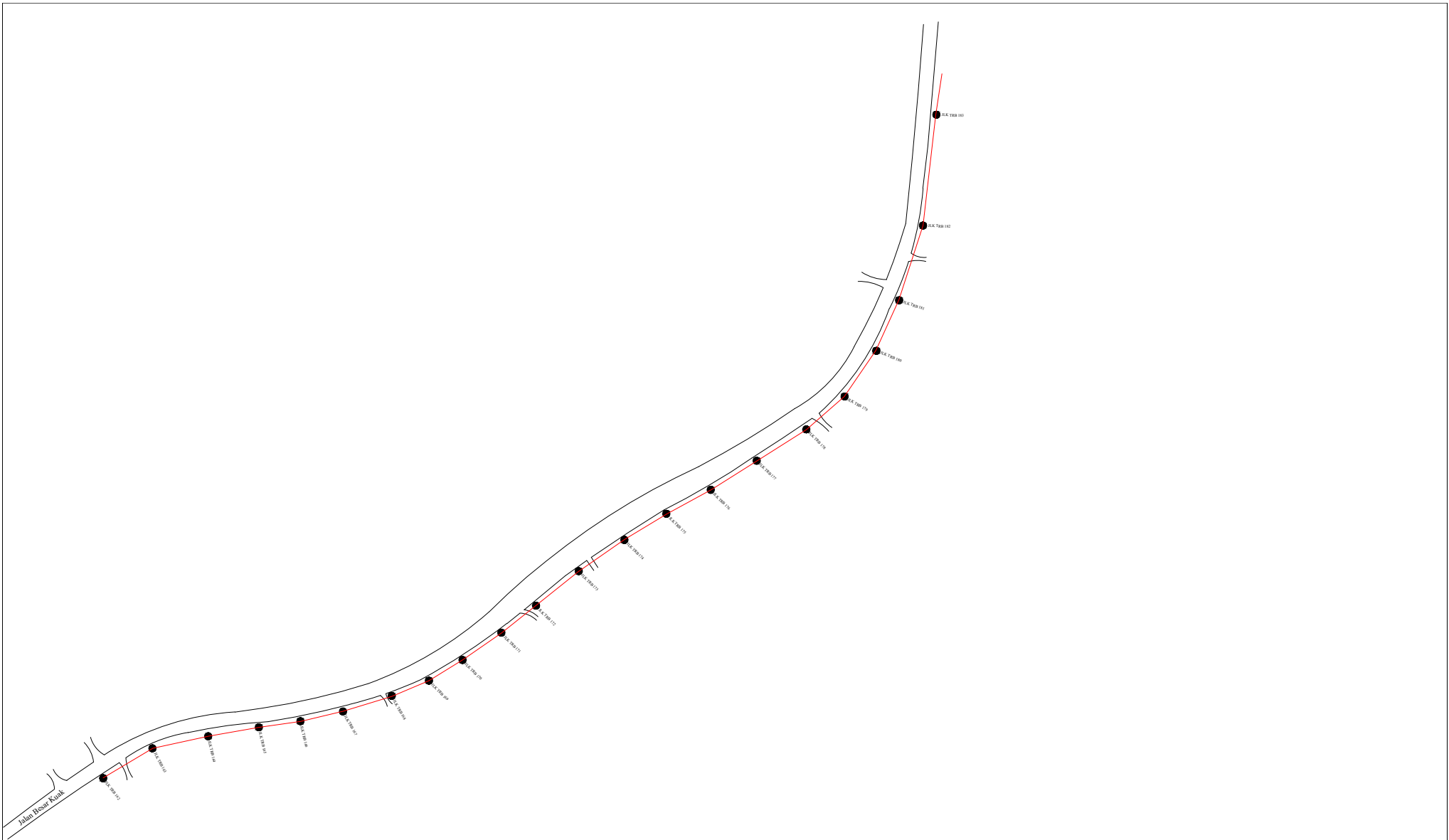
DRAWING TITLE:

SITE PLAN DRAWING-1
 POP 2 Project (E-Side) - CEND E2

PROJECT PHASE:

PROJECT PHASE

Design By : ENGINEER	Date : DATE
Drawn By : CAD ENGINEER	Scale : SCALE
Checked By : ENGINEER	Job Number : JOB/NUMBER
DRAWING NUMBER : DRAWING/NUMBER	
THIS PRINT AND ITS COPYRIGHT ARE THE PROPERTY OF ALLO TECHNOLOGY SDN BHD	
Sheet : SHEET	Size : A3



LEGEND	NOS.	NOS.	NOS.	NOS.	NOS.	NOS.	NOS.	NOS.	NOS.
12C FOC	Installed 1:4 splitter in FDC	Installed Pole (9m)	C7	New Manhole(JRC7)	TS / TB	Tension Small / Tension Big	MH1	MH NO.	
24C FOC	FDP with (1:8) splitter	Installed Risers	#	House Number		Existing Manhole	TKS-1	Existing TMB Pole NO.	
48C FOC	Closure	Suspension Big		Existing TMB Pole		C01	Closure NO.	P001	New Pole NO.
96C FOC	New Manhole (PIT)	Suspension Small		LOOP		FDP1	FDP NO.		SEE ACA in this page
144C FOC	Installed Pole (7.5M)	FDC		FDP Boundary		FDC	FDC NO.		SEE SHEET XXX

KEY PLAN :



PROJECT TITLE:

PROPOSED TO BUILD FTTH NETWORK
 INFRASTRUCTURE FOR ALLO TECHNOLOGY
 SDN BHD - POP 2 PROJECT (E-SIDE) - TRUNK
 LINK PMU CEND 2

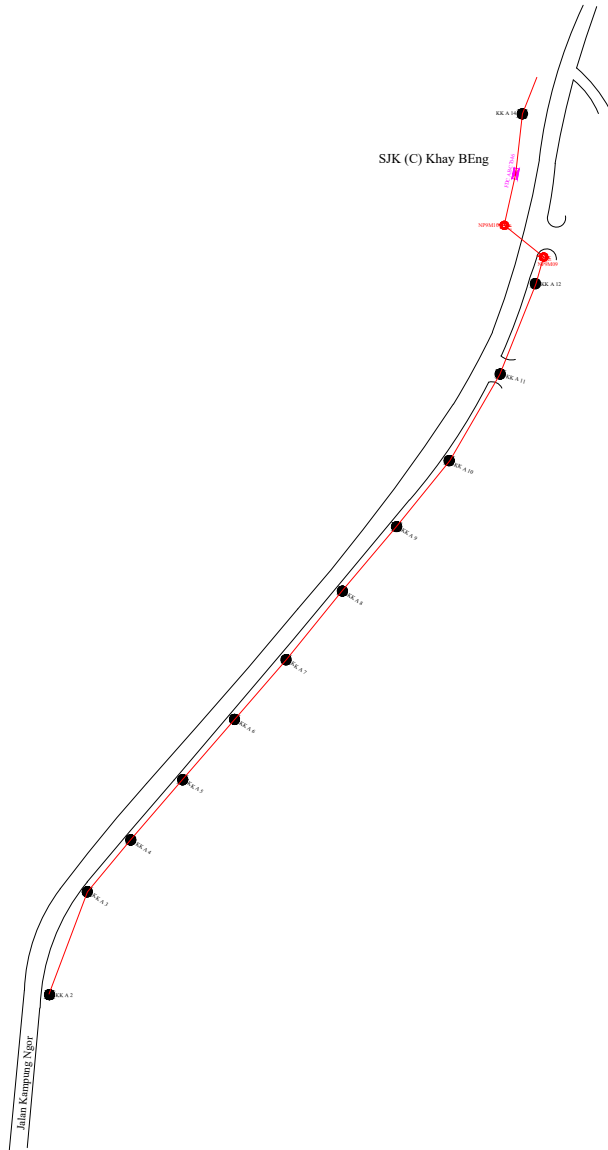
DRAWING TITLE:

SITE PLAN DRAWING-1
 POP 2 Project (E-Side) - CEND E2

PROJECT PHASE:

PROJECT PHASE

Design By : ENGINEER	Date : DATE
Drawn By : CAD ENGINEER	Scale : SCALE
Checked By : ENGINEER	Job Number : JOB/NUMBER
DRAWING NUMBER : DRAWING/NUMBER	
THIS PRINT AND ITS COPYRIGHT ARE THE PROPERTY OF ALLO TECHNOLOGY SDN BHD	
Sheet : SHEET	Size : A3



LEGEND	NOS.	NOS.	NOS.	NOS.	NOS.	NOS.	NOS.	NOS.	NOS.
12C FOC	Installed 1:4 splitter in FDC	Installed Pole (9m)	C7	New Manhole(JRC7)	TS / TB	Tension Small / Tension Big	MH1	MH NO.	
24C FOC	FDP with (1:8) splitter	Installed Riser	#	House Number	TKS-1	Existing Manhole	TKS-1	Existing TMB Pole NO.	
48C FOC	Closure	Suspension Big	●	Existing TMB Pole	C01	Closure NO.	P001	New Pole NO.	
96C FOC	New Manhole (PIT)	Suspension Small	○	LOOP	FDP1	FDP NO.	Ⓐ	SEE A.C.A in this page	Ⓐ
144C FOC	Installed Pole (7.5M)	FDC	—	FDP Boundary	FDC	FDC NO.	Ⓑ	SEE SHEET XXX	Ⓑ

KEY PLAN :

PROJECT OWNER :



KEMENTERIAN KOMUNIKASI DAN DIGITAL

MAIN CONTRACTOR




SUB-CONTRACTOR :



ALLO TECHNOLOGY SDN BHD
 CHEROKEE GARDEN NILAS
 PERSARAN MULTIMEDIA CYBER 2
 43000 SEREMBAN, SELANGOR DARUL EHSAN.
 TEL: 300-36-8000
 FAX: 603-9180-3211
 E-MAIL: info@allo.my
 WEBSITE: HTTP://WWW.ALLO.IR

PROJECT TITLE:

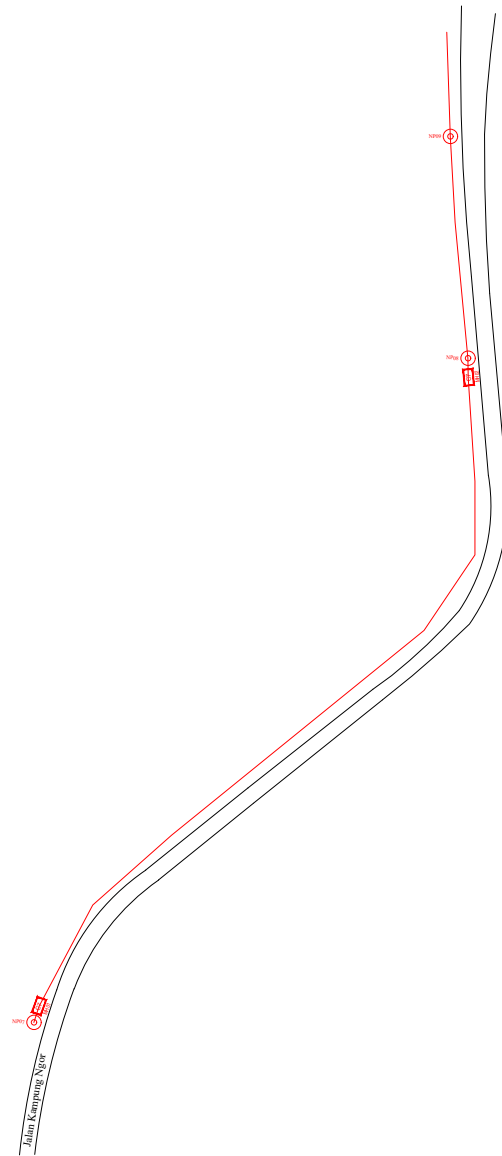
PROPOSED TO BUILD FTTH NETWORK
 INFRASTRUCTURE FOR ALLO TECHNOLOGY
 SDN BHD - POP 2 PROJECT (E-SIDE) - TRUNK
 LINK PMU CEND 2

DRAWING TITLE:

SITE PLAN DRAWING-1
 POP 2 Project (E-Side) - CEND E2

PROJECT PHASE:
 PROJECT PHASE

Design By : ENGINEER	Date : DATE
Drawn By : CAD ENGINEER	Scale : SCALE
Checked By : ENGINEER	Job Number : JOB/NUMBER
DRAWING NUMBER : DRAWING/NUMBER	
THIS PRINT AND ITS COPYRIGHT ARE THE PROPERTY OF ALLO TECHNOLOGY SDN BHD	
Sheet : SHEET	Size : A3



LEGEND	NOS.	NOS.	NOS.	NOS.	NOS.	NOS.	NOS.	NOS.	NOS.
12C FOC	Installed 1:4 splitter in FDC	Installed Pole (9m)	C7	New Manhole(JRC7)	TS / TB	Tension Small / Tension Big	MH1	MH NO.	
24C FOC	FDP with (1:8) splitter	Installed Riser	#	House Number	TKS-1	Existing Manhole	TKS-1	Existing TMB Pole NO.	
48C FOC	Closure	Suspension Big		Existing TMB Pole	C01	Closure NO.	P001	New Pole NO.	
96C FOC	New Manhole (PIT)	Suspension Small		LOOP	FDP1	FDP NO.		SEE A/A in this page	
144C FOC	Installed Pole (7.5M)	FDC		FDP Boundary	FDC	FDC NO.		SEE SHEET XXX	

KEY PLAN :



PROJECT TITLE:

PROPOSED TO BUILD FTTH NETWORK
 INFRASTRUCTURE FOR ALLO TECHNOLOGY
 SDN BHD - POP 2 PROJECT (E-SIDE) - TRUNK
 LINK PMU CEND 2

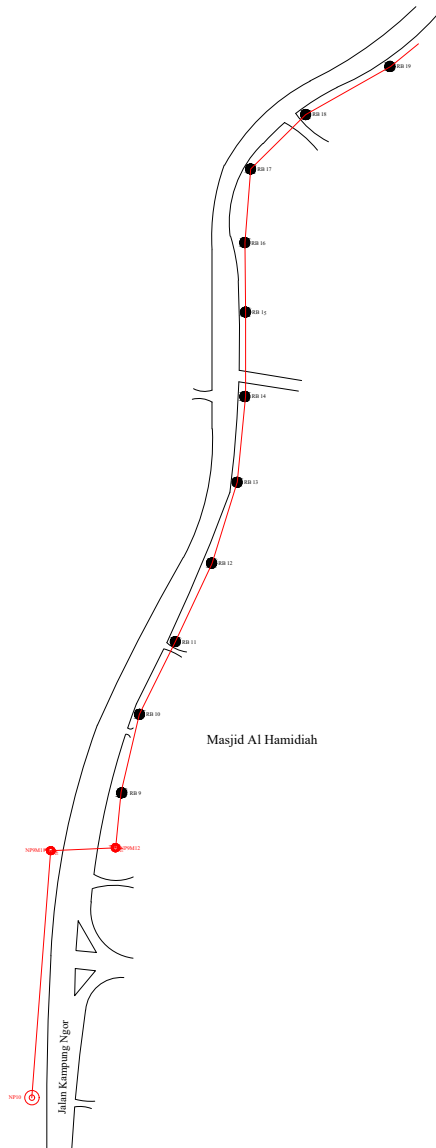
DRAWING TITLE:

SITE PLAN DRAWING-1
 POP 2 Project (E-Side) - CEND E2

PROJECT PHASE:

PROJECT PHASE

Design By : ENGINEER	Date : DATE
Drawn By : CAD ENGINEER	Scale : SCALE
Checked By : ENGINEER	Job Number : JOB/NUMBER
DRAWING NUMBER : DRAWING/NUMBER	
THIS PRINT AND ITS COPYRIGHT ARE THE PROPERTY OF ALLO TECHNOLOGY SDN BHD	
Sheet : SHEET	Size : A3



LEGEND	NOS.	NOS.	NOS.	NOS.	NOS.	NOS.	NOS.	NOS.	NOS.
12C FOC	Installed 1:4 splitter in FDC	Installed Pole (9m)	C7	New Manhole (IRC7)	TS / TB	Tension Small / Tension Big	MH1	MH NO.	
24C FOC	FDP with (1:8) splitter	Installed Riser	#	House Number		Existing Manhole	TKS-1	Existing TMB Pole NO.	
48C FOC	Closure	Suspension Big		Existing TMB Pole		C01	Closure NO.	P001	New Pole NO.
96C FOC	New Manhole (PIT)	Suspension Small		LOOP		FDP1	FDP NO.		SEE A-C in this page
144C FOC	Installed Pole (7.5M)	FDC		FDP Boundary		FDC	FDC NO.		SEE SHEET XXX

KEY PLAN :



PROJECT TITLE:

PROPOSED TO BUILD FTTH NETWORK
 INFRASTRUCTURE FOR ALLO TECHNOLOGY
 SDN BHD - POP 2 PROJECT (E-SIDE) - TRUNK
 LINK PMU CEND 2

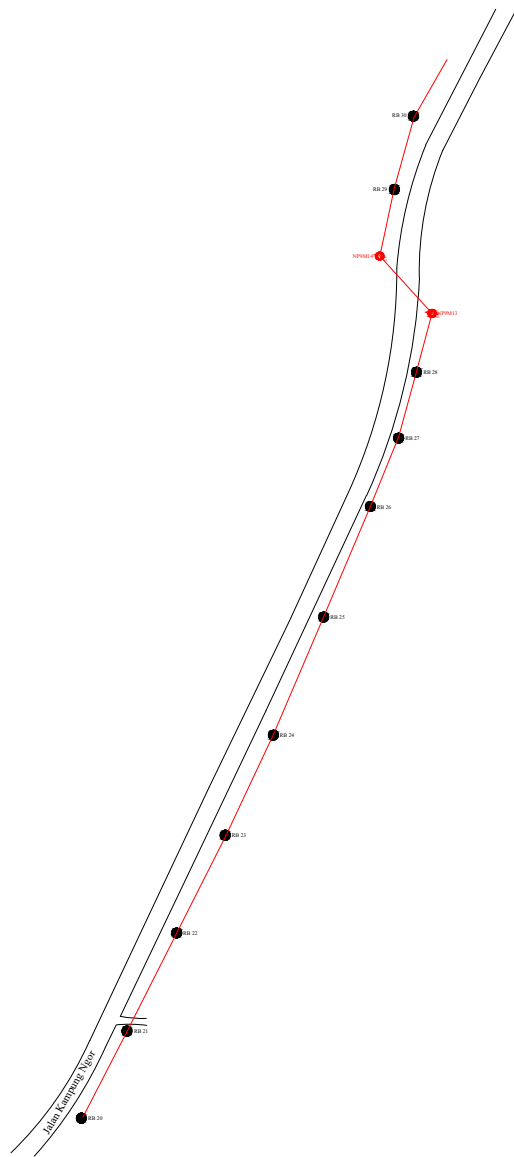
DRAWING TITLE:

SITE PLAN DRAWING-1
 POP 2 Project (E-Side) - CEND E2

PROJECT PHASE:

PROJECT PHASE

Design By : ENGINEER	Date : DATE
Drawn By : CAD ENGINEER	Scale : SCALE
Checked By : ENGINEER	Job Number : JOB/NUMBER
DRAWING NUMBER : DRAWING/NUMBER	
THIS PRINT AND ITS COPYRIGHT ARE THE PROPERTY OF ALLO TECHNOLOGY SDN BHD	
Sheet : SHEET	Size : A3



LEGEND	NOS.	NOS.	NOS.	NOS.	NOS.	NOS.	NOS.	NOS.	NOS.
12C FOC	Installed 1:4 splitter in FDC	Installed Pole (9m)	New Manhole(JRC7)	TS / TB Tension Small / Tension Big	MH1 MH NO.				
24C FOC	FDC with (1:8) splitter	Installed Riser	House Number	Existing Manhole	TKS-1 Existing TNB Pole NO.				
48C FOC	Closure	Suspension Big	Existing TNB Pole	C01 Closure NO.	P001 New Pole NO.				
96C FOC	New Manhole (PIT)	Suspension Small	LOOP	FDP1 FDP NO.	SEE A/A in this page				
144C FOC	Installed Pole (7.5M)	FDC	FDP Boundary	FDC NO.	SEE SHEET XXX				

KEY PLAN :



PROJECT TITLE:

PROPOSED TO BUILD FTTH NETWORK
INFRASTRUCTURE FOR ALLO TECHNOLOGY
SDN BHD - POP 2 PROJECT (E-SIDE) - TRUNK
LINK PMU CEND 2

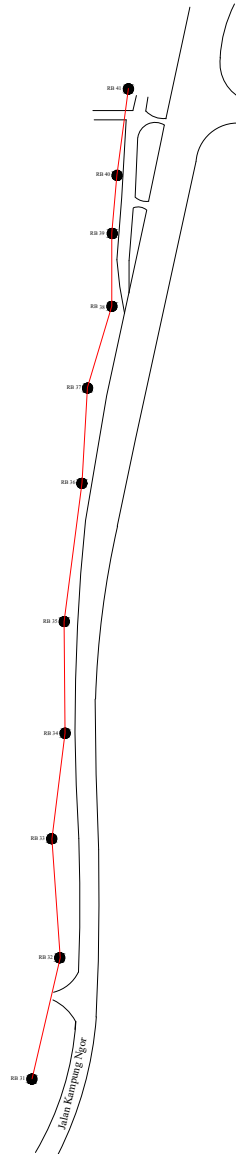
DRAWING TITLE:

SITE PLAN DRAWING-1
POP 2 Project (E-Side) - CEND E2

PROJECT PHASE:

PROJECT PHASE

Design By : ENGINEER	Date : DATE
Drawn By : CAD ENGINEER	Scale : SCALE
Checked By : ENGINEER	Job Number : JOB/NUMBER
DRAWING NUMBER : DRAWING/NUMBER	
THIS PRINT AND ITS COPYRIGHT ARE THE PROPERTY OF ALLO TECHNOLOGY SDN BHD	
Sheet : SHEET	Size : A3



LEGEND	NOS.	NOS.	NOS.	NOS.	NOS.	NOS.	NOS.	NOS.	NOS.
12C FOC	Installed 1:4 splitter in FDC	Installed Pole (9m)	C7	New Manhole(JRC7)	TS / TB	Tension Small / Tension Big	MH1	MH NO.	
24C FOC	FDP with (1:8) splitter	Installed Riser	#	House Number		Existing Manhole	TKS-1	Existing TMB Pole NO.	
48C FOC	Closure	Suspension Big		Existing TMB Pole		C01	Closure NO.	P001	New Pole NO.
96C FOC	New Manhole (PIT)	Suspension Small		LOOP		FDP1	FDP NO.		SEE ACA in this page
144C FOC	Installed Pole (7.5M)	FDC		FDP Boundary		FDC	FDC NO.		SEE SHEET XXX

KEY PLAN :



PROJECT TITLE:

PROPOSED TO BUILD FTTH NETWORK
INFRASTRUCTURE FOR ALLO TECHNOLOGY
SDN BHD - POP 2 PROJECT (E-SIDE) - TRUNK
LINK PMU CEND 2

DRAWING TITLE:

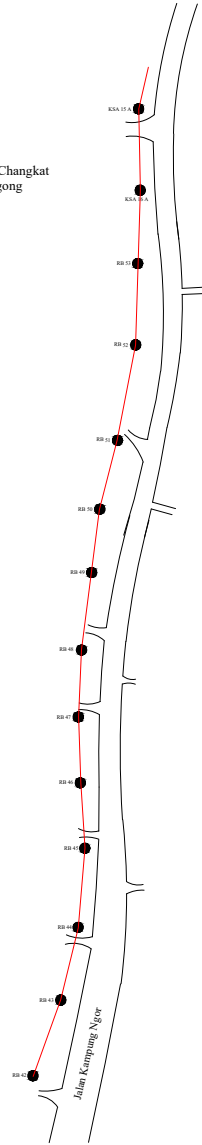
SITE PLAN DRAWING-1
POP 2 Project (E-Side) - CEND E2

PROJECT PHASE:

PROJECT PHASE

Design By : ENGINEER	Date : DATE
Drawn By : CAD ENGINEER	Scale : SCALE
Checked By : ENGINEER	Job Number : JOB/NUMBER
DRAWING NUMBER : DRAWING/NUMBER	
THIS PRINT AND ITS COPYRIGHT ARE THE PROPERTY OF ALLO TECHNOLOGY SDN BHD	
Sheet : SHEET	Size : A3

Masjid Nasariah, Kg Changkat Berangan, Lenggong



LEGEND	NOS.	NOS.	NOS.	NOS.	NOS.	NOS.	NOS.	NOS.	NOS.
12C FOC	Installed 1:4 splitter in FDC	Installed Pole (9m)	C7	New Manhole (RC7)	T5 / T6	Tension Small / Tension Big	MH1	MH NO.	
24C FOC	FDP with (1:8) splitter	Installed Riser	#	House Number		Existing Manhole	TKS-1	Existing TMB Pole NO.	
48C FOC	Closure	Suspension Big		Existing TMB Pole	C01	Closure NO.	P001	New Pole NO.	
96C FOC	New Manhole (PIT)	Suspension Small		LOOP	F01	FDP NO.		SEE A-1 in this page	
144C FOC	Installed Pole (7.5M)	FDC		FDP Boundary	FDC	FDC NO.		SEE SHEET XXX	

KEY PLAN :

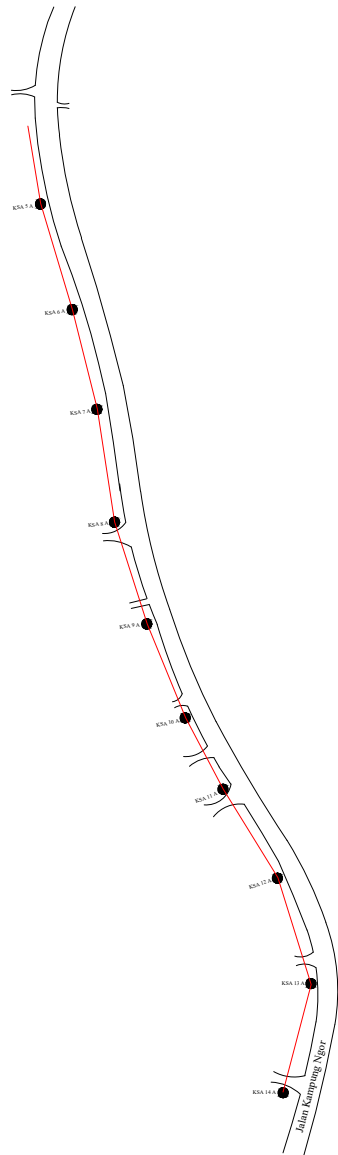


PROJECT TITLE:
 PROPOSED TO BUILD FTTH NETWORK
 INFRASTRUCTURE FOR ALLO TECHNOLOGY
 SDN BHD - POP 2 PROJECT (E-SIDE) - TRUNK
 LINK PMU CEND 2

DRAWING TITLE:
 SITE PLAN DRAWING-1
 POP 2 Project (E-Side) - CEND E2

PROJECT PHASE:
 PROJECT PHASE

Design By : ENGINEER	Date : DATE
Drawn By : CAD ENGINEER	Scale : SCALE
Checked By : ENGINEER	Job Number : JOB/NUMBER
DRAWING NUMBER : DRAWING/NUMBER	Sheet : SHEET
THIS PRINT AND ITS COPYRIGHT ARE THE PROPERTY OF ALLO TECHNOLOGY SDN BHD	
Size : A3	



LEGEND	NOS.	NOS.	NOS.	NOS.	NOS.	NOS.	NOS.	NOS.	NOS.
12C FOC	Installed 1:4 splitter in FDC	Installed Pole (9m)	C7	New Manhole (IRC7)	TS / TB	Tension Small / Tension Big	MH1	MH NO.	
24C FOC	FDP with (1:8) splitter	Installed Riser	#	House Number	Existing Manhole	TKS-1	Existing TMB Pole NO.		
48C FOC	Closure	Suspension Big	●	Existing TMB Pole	C01	Closure NO.	P001	New Pole NO.	
96C FOC	New Manhole (PIT)	Suspension Small	○	LOOP	FDP1	FDP NO.	SEE A-1 in this page		
144C FOC	Installed Pole (7.5M)	FDC	—	FDP Boundary	FDC	FDC NO.	SEE SHEET XXX		

KEY PLAN :



PROJECT TITLE:

PROPOSED TO BUILD FTTH NETWORK
 INFRASTRUCTURE FOR ALLO TECHNOLOGY
 SDN BHD - POP 2 PROJECT (E-SIDE) - TRUNK
 LINK PMU CEND 2

DRAWING TITLE:

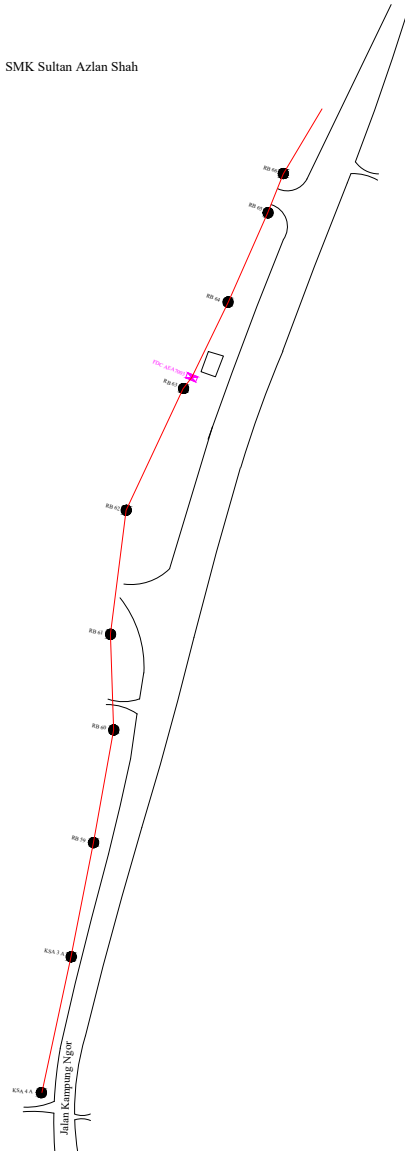
SITE PLAN DRAWING-1
 POP 2 Project (E-Side) - CEND E2

PROJECT PHASE:

PROJECT PHASE

Design By : ENGINEER	Date : DATE
Drawn By : CAD ENGINEER	Scale : SCALE
Checked By : ENGINEER	Job Number : JOB/NUMBER
DRAWING NUMBER : DRAWING/NUMBER	
THIS PRINT AND ITS COPYRIGHT ARE THE PROPERTY OF ALLO TECHNOLOGY SDN BHD	
Sheet : SHEET	Size : A3

SMK Sultan Azlan Shah



LEGEND	NOS.	NOS.	NOS.	NOS.	NOS.	NOS.	NOS.	NOS.
12C FOC	Installed 1:4 splitter in FDC	Installed Pole (9m)	C7	New Manhole (IRC7)	TS / TB	Tension Small / Tension Big	MH1	MH NO.
24C FOC	FDP with (1:8) splitter	Installed Riser	#	House Number	█	Existing Manhole	TKS-1	Existing TMB Pole NO.
48C FOC	Closure	Suspension Big	█	Existing TMB Pole	C01	Closure NO.	P001	New Pole NO.
96C FOC	New Manhole (PIT)	Suspension Small	█	LOOP	FDP1	FDP NO.	Ⓐ	SEE ACA in this page
144C FOC	Installed Pole (7.5M)	FDC	█	FDP Boundary	FDC	FDC NO.	Ⓑ	SEE SHEET XXX

KEY PLAN :



PROJECT TITLE:

PROPOSED TO BUILD FTTH NETWORK
 INFRASTRUCTURE FOR ALLO TECHNOLOGY
 SDN BHD - POP 2 PROJECT (E-SIDE) - TRUNK
 LINK PMU CEND 2

DRAWING TITLE:

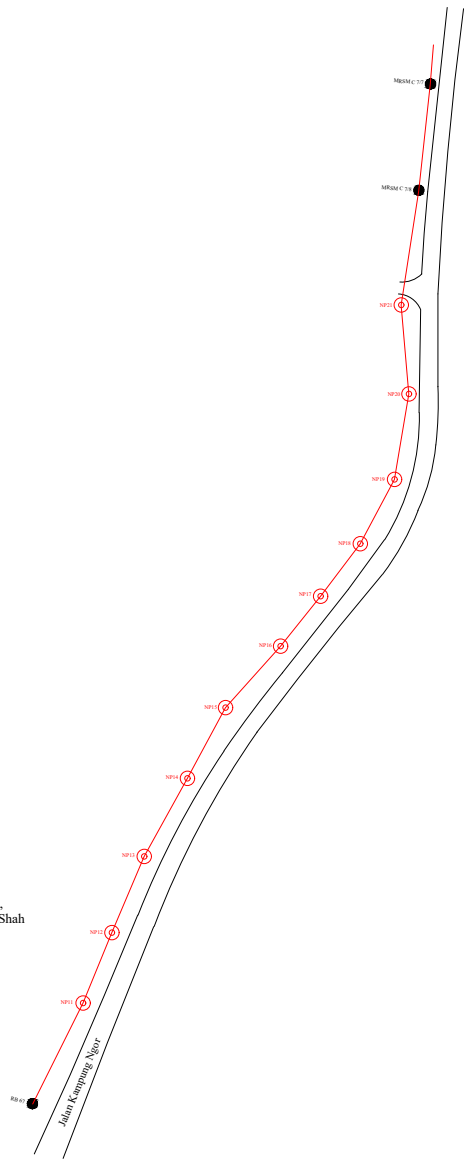
SITE PLAN DRAWING-1
 POP 2 Project (E-Side) - CEND E2

PROJECT PHASE:

PROJECT PHASE

Design By : ENGINEER	Date : DATE
Drawn By : CAD ENGINEER	Scale : SCALE
Checked By : ENGINEER	Job Number : JOB/NUMBER
DRAWING NUMBER : DRAWING/NUMBER	
THIS PRINT AND ITS COPYRIGHT ARE THE PROPERTY OF ALLO TECHNOLOGY SDN BHD	
Sheet : SHEET	Size : A3

Surau Al-Ihsan,
SMK Sultan Azan Shah



LEGEND	NOS.	NOS.	NOS.	NOS.	NOS.	NOS.	NOS.	NOS.	NOS.
12C FOC	Installed 1:4 splitter in FDC	Installed Pole (9m)	C7	New Manhole(JRC7)	TS / TB	Tension Small / Tension Big	MH1	MH NO.	
24C FOC	FDP with (1:8) splitter	Installed Riser	#	House Number		Existing Manhole	TKS-1	Existing TMB Pole NO.	
48C FOC	Closure	Suspension Big		Existing TMB Pole		C01	Closure NO.	P001	New Pole NO.
96C FOC	New Manhole (PIT)	Suspension Small		LOOP		FDP1	FDP NO.		SEE ACA in this page
144C FOC	Installed Pole (7.5M)	FDC		LOOP		FDC	FDC NO.		SEE SHEET XXX

KEY PLAN :



PROJECT TITLE:

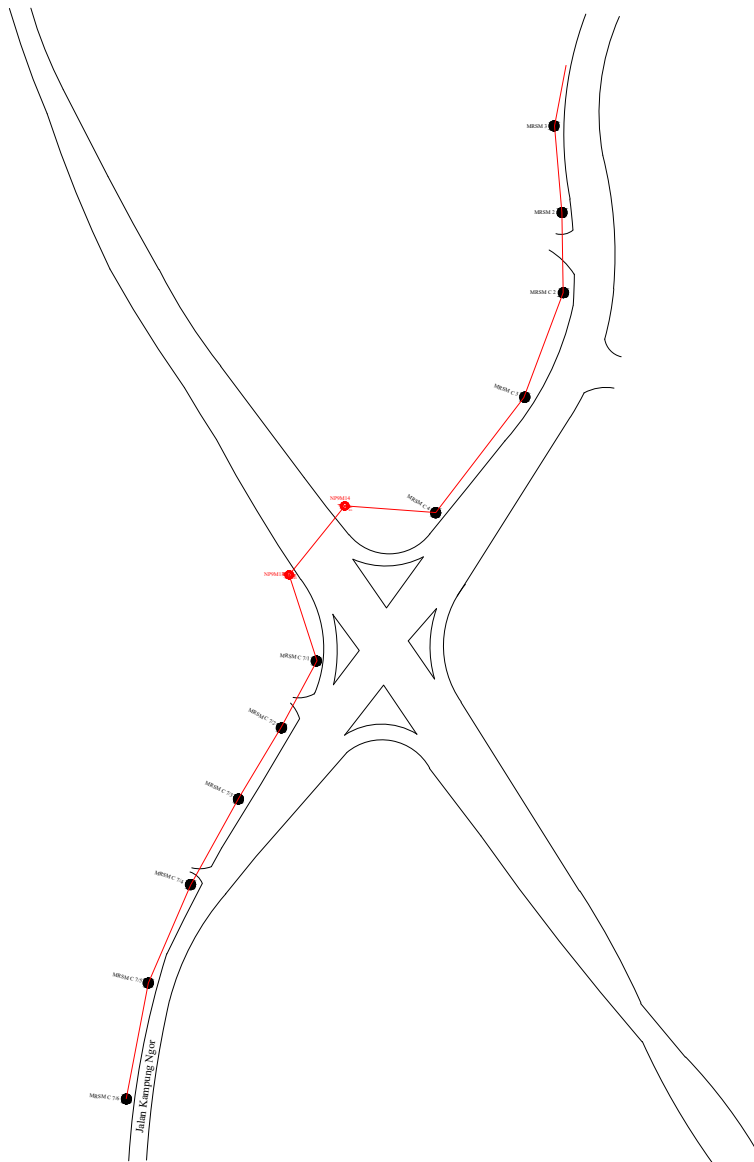
PROPOSED TO BUILD FTTH NETWORK
INFRASTRUCTURE FOR ALLO TECHNOLOGY
SDN BHD - POP 2 PROJECT (E-SIDE) - TRUNK
LINK PMU CEND 2

DRAWING TITLE:

SITE PLAN DRAWING-1
POP 2 Project (E-Side) - CEND E2

PROJECT PHASE:
PROJECT PHASE

Design By : ENGINEER	Date : DATE
Drawn By : CAD ENGINEER	Scale : SCALE
Checked By : ENGINEER	Job Number : JOB/NUMBER
DRAWING NUMBER : DRAWING/NUMBER	
THIS PRINT AND ITS COPYRIGHT ARE THE PROPERTY OF ALLO TECHNOLOGY SDN BHD	
Sheet : SHEET	Size : A3



LEGEND	NOS.	NOS.	NOS.	NOS.	NOS.	NOS.	NOS.	NOS.
12C FOC	Installed 1:4 splitter in FDC	Installed Pole (9m)	C7	New Manhole (IRC7)	TS / TB	Tension Small / Tension Big	MH1	MH NO.
24C FOC	FDC with (1:8) splitter	Installed Riser	#	House Number	TKS-1	Existing Manhole	TKS-1	Existing TMB Pole NO.
48C FOC	Closure	Suspension Big	●	Existing TMB Pole	C01	Closure NO.	P001	New Pole NO.
96C FOC	New Manhole (PIT)	Suspension Small	○	LOOP	FDP1	FDP NO.	①	SEE A-CA in this page
144C FOC	Installed Pole (7.5M)	FDC	□	FDP Boundary	FDC	FDC NO.	②	SEE SHEET XXX

KEY PLAN :



PROJECT TITLE:

PROPOSED TO BUILD FTTH NETWORK INFRASTRUCTURE FOR ALLO TECHNOLOGY SDN BHD - POP 2 PROJECT (E-SIDE) - TRUNK LINK PMU CEND 2

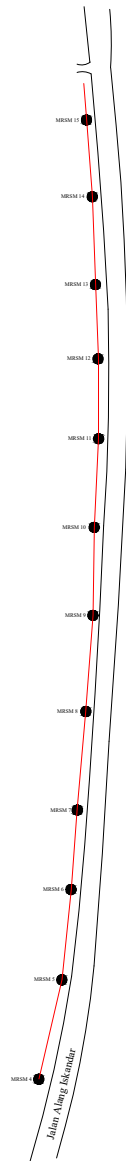
DRAWING TITLE:

SITE PLAN DRAWING-1
POP 2 Project (E-Side) - CEND E2

PROJECT PHASE:

PROJECT PHASE

Design By : ENGINEER	Date : DATE
Drawn By : CAD ENGINEER	Scale : SCALE
Checked By : ENGINEER	Job Number : JOB/NUMBER
DRAWING NUMBER : DRAWING/NUMBER	
THIS PRINT AND ITS COPYRIGHT ARE THE PROPERTY OF ALLO TECHNOLOGY SDN BHD	
Sheet : SHEET	Size : A3



LEGEND	NOS.	NOS.	NOS.	NOS.	NOS.	NOS.	NOS.	NOS.	NOS.
12C FOC	Installed 1:4 splitter in FDC	Installed Pole (9m)	C7	New Manhole(JRC7)	TS / TB	Tension Small / Tension Big	MH1	MH NO.	
24C FOC	FDP with (1:8) splitter	Installed Riser	#	House Number	TKS-1	Existing Manhole	TKS-1	Existing TMB Pole NO.	
48C FOC	Closure	Suspension Big		Existing TMB Pole	C01	Closure NO.	P001	New Pole NO.	
96C FOC	New Manhole (PIT)	Suspension Small		LOOP	FDP1	FDP NO.		(SEE A.C.A IN THIS PAGE)	
144C FOC	Installed Pole (7.5M)	FDC		FDP Boundary	FDC	FDC NO.		(SEE SHEET XXX)	

KEY PLAN :



PROJECT TITLE:

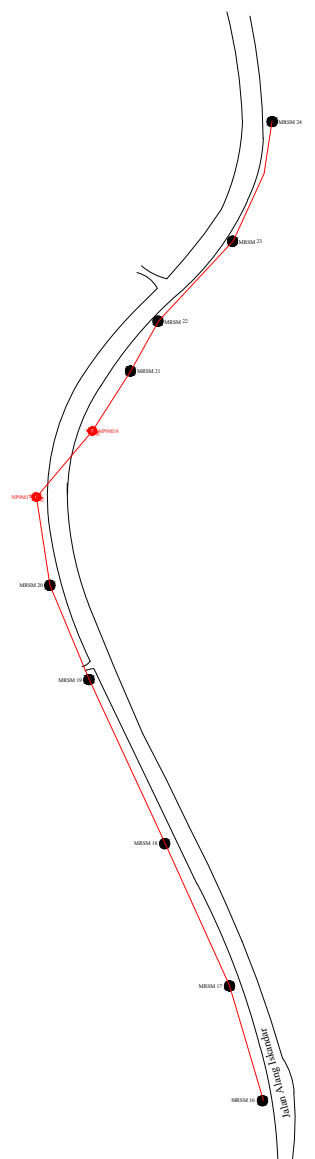
PROPOSED TO BUILD FTTH NETWORK
INFRASTRUCTURE FOR ALLO TECHNOLOGY
SDN BHD - POP 2 PROJECT (E-SIDE) - TRUNK
LINK PMU CEND 2

DRAWING TITLE:

SITE PLAN DRAWING-1
POP 2 Project (E-Side) - CEND E2

PROJECT PHASE:
PROJECT PHASE

Design By : ENGINEER	Date : DATE
Drawn By : CAD ENGINEER	Scale : SCALE
Checked By : ENGINEER	Job Number : JOB/NUMBER
DRAWING NUMBER : DRAWING/NUMBER	
THIS PRINT AND ITS COPYRIGHT ARE THE PROPERTY OF ALLO TECHNOLOGY SDN BHD	
Sheet : SHEET	Size : A3



LEGEND	NOS.	NOS.	NOS.	NOS.	NOS.	NOS.	NOS.	NOS.	NOS.
12C FOC	Installed 1:4 splitter in FDC	Installed Pole (9m)	C7	New Manhole (IRC7)	TS / TB	Tension Small / Tension Big	MH1	MH NO.	
24C FOC	FDP with (1:8) splitter	Installed Riser	#	House Number		Existing Manhole	TKS-1	Existing TNB Pole NO.	
48C FOC	Closure	Suspension Big		Existing TNB Pole		C01	Closure NO.	P001	New Pole NO.
96C FOC	New Manhole (PIT)	Suspension Small		LOOP		FDP1	FDP NO.		SEE A/A in this page
144C FOC	Installed Pole (7.5M)	FDC		FDP Boundary		FDC	FDC NO.		SEE SHEET XXX

KEY PLAN :



SUB-CONTRACTOR :

ALLO TECHNOLOGY SDN BHD
 CHEROKEE GARDEN, NO.145
 PERSARAN MULTIMEDIA, CYBER 2
 43000 SEREMBAN, SELANGOR DARUL EHSAN,
 TEL: 1 300-36-8000
 FAX: 603 9180 1211
 E-MAIL: info@allo.my
 WEBSITE: HTTP://WWW.ALLO.IR

PROJECT TITLE:

PROPOSED TO BUILD FTTH NETWORK
 INFRASTRUCTURE FOR ALLO TECHNOLOGY
 SDN BHD - POP 2 PROJECT (E-SIDE) - TRUNK
 LINK PMU CEND 2

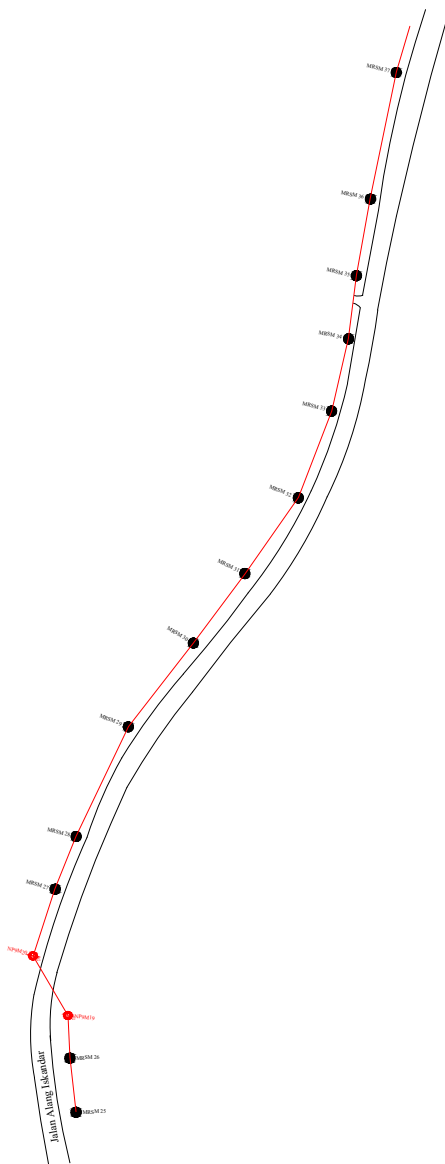
DRAWING TITLE:

SITE PLAN DRAWING-1
 POP 2 Project (E-Side) - CEND E2

PROJECT PHASE:

PROJECT PHASE

Design By : ENGINEER	Date : DATE
Drawn By : CAD ENGINEER	Scale : SCALE
Checked By : ENGINEER	Job Number : JOB/NUMBER
DRAWING NUMBER : DRAWING/NUMBER	
THIS PRINT AND ITS COPYRIGHT ARE THE PROPERTY OF ALLO TECHNOLOGY SDN BHD	
Sheet : SHEET	Size : A3



LEGEND	NOS.	NOS.	NOS.	NOS.	NOS.	NOS.	NOS.	NOS.
12C FOC	Installed 1:4 splitter in FDC	Installed Pole (9m)	C7	New Manhole(JRC7)	TS / TB	Tension Small / Tension Big	MH1	MH NO.
24C FOC	FDP with (1:8) splitter	Installed Riser	#	House Number	█	Existing Manhole	TKS-1	Existing TNB Pole NO.
48C FOC	Closure	Suspension Big	●	Existing TNB Pole	C01	Closure NO.	P001	New Pole NO.
96C FOC	New Manhole (PIT)	Suspension Small	○	LOOP	FDP1	FDP NO.	Ⓐ	SEE A-C in this page
144C FOC	Installed Pole (7.5M)	FDC	Ⓜ	FDP Boundary	FDC	FDC NO.	Ⓑ	SEE SHEET XXX

KEY PLAN :



PROJECT TITLE:

PROPOSED TO BUILD FTTH NETWORK INFRASTRUCTURE FOR ALLO TECHNOLOGY SDN BHD - POP 2 PROJECT (E-SIDE) - TRUNK LINK PMU CEND 2

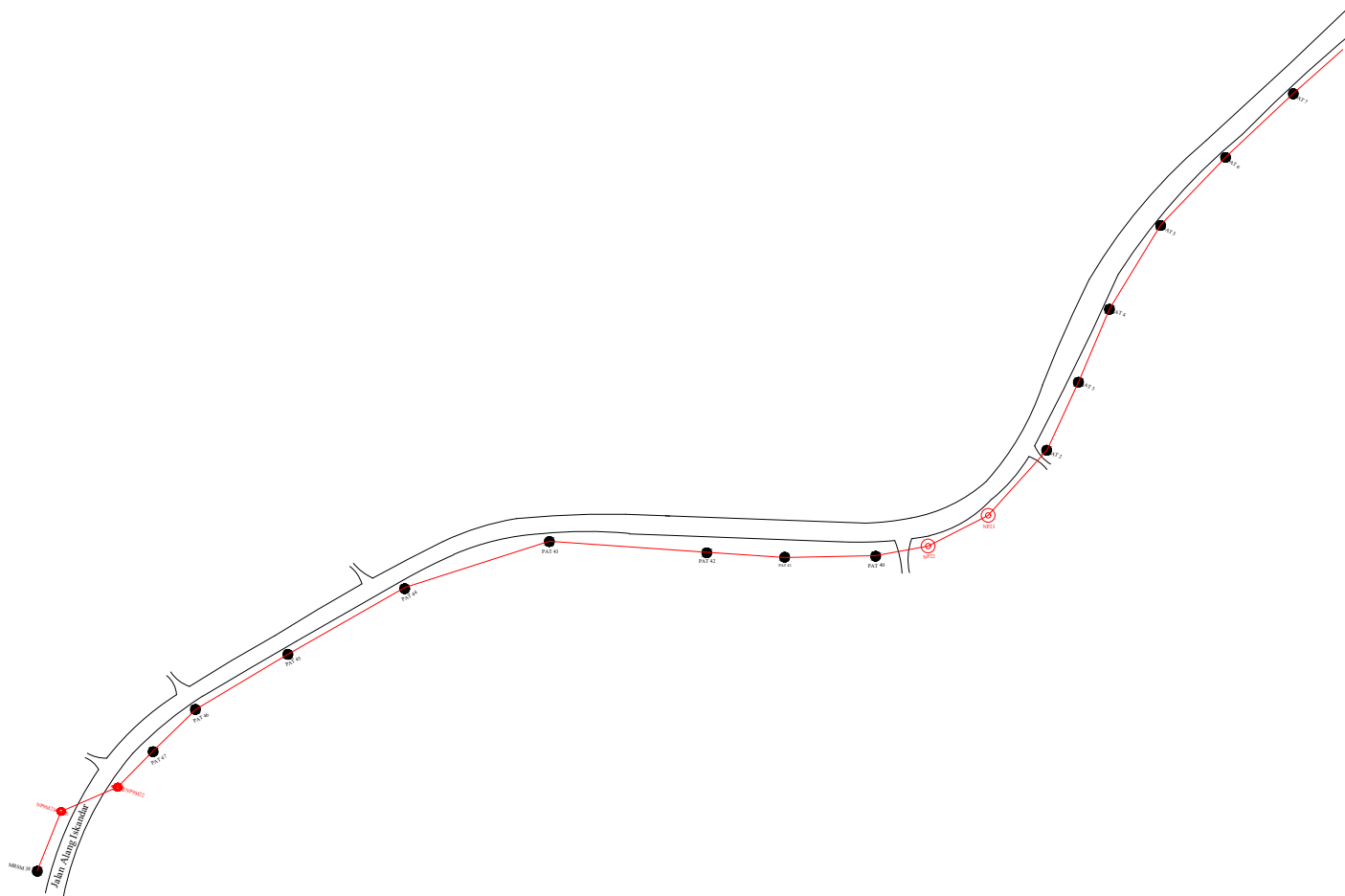
DRAWING TITLE:

SITE PLAN DRAWING-1
 POP 2 Project (E-Side) - CEND E2

PROJECT PHASE:

PROJECT PHASE

Design By : ENGINEER	Date : DATE
Drawn By : CAD ENGINEER	Scale : SCALE
Checked By : ENGINEER	Job Number : JOB/NUMBER
DRAWING NUMBER : DRAWING/NUMBER	
THIS PRINT AND ITS COPYRIGHT ARE THE PROPERTY OF ALLO TECHNOLOGY SDN BHD	
Sheet : SHEET	Size : A3



LEGEND	NOS.	NOS.	NOS.	NOS.	NOS.	NOS.	NOS.	NOS.	NOS.
12C FOC	Installed 1:4 splitter in FDC	Installed Pole (9m)	C7	New Manhole (IRC7)	TS / TB	Tension Small / Tension Big	MH1	MH NO.	
24C FOC	FDP with (1:8) splitter	Installed Riser	#	House Number		Existing Manhole	TKS-1	Existing TMB Pole NO.	
48C FOC	Closure	Suspension Big		Existing TMB Pole		C01	Closure NO.	P001	New Pole NO.
96C FOC	New Manhole (PIT)	Suspension Small		LOOP		FDP1	FDP NO.		SEE ACA in this page
144C FOC	Installed Pole (7.5M)	FDC		FDP Boundary		FDC	FDC NO.		SEE SHEET XXX

KEY PLAN :



PROJECT TITLE:

PROPOSED TO BUILD FTTH NETWORK INFRASTRUCTURE FOR ALLO TECHNOLOGY SDN BHD - POP 2 PROJECT (E-SIDE) - TRUNK LINK PMU CEND 2

DRAWING TITLE:

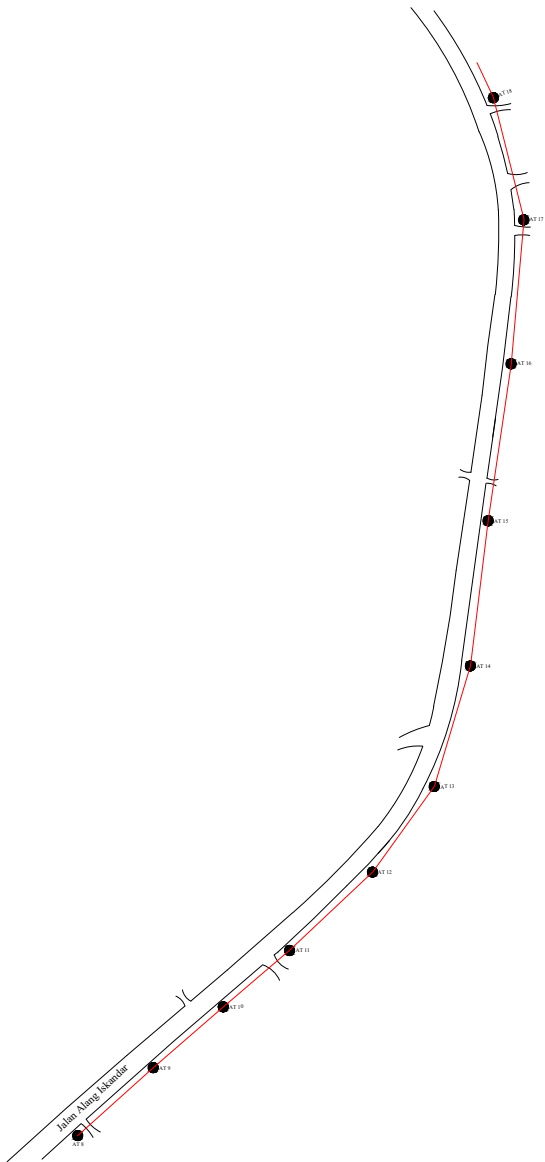
SITE PLAN DRAWING-1

POP 2 Project (E-Side) - CEND E2

PROJECT PHASE:

PROJECT PHASE

Design By : ENGINEER	Date : DATE
Drawn By : CAD ENGINEER	Scale : SCALE
Checked By : ENGINEER	Job Number : JOB/NUMBER
DRAWING NUMBER : DRAWING/NUMBER	
THIS PRINT AND ITS COPYRIGHT ARE THE PROPERTY OF ALLO TECHNOLOGY SDN BHD	
Sheet : SHEET	Size : A3



LEGEND	NOS.	NOS.	NOS.	NOS.	NOS.	NOS.	NOS.	NOS.	NOS.
12C FOC	Installed 1:4 splitter in FDC	Installed Pole (9m)	C7	New Manhole(JRC7)	TS / TB	Tension Small / Tension Big	MH1	MH NO.	
24C FOC	FDP with (1:8) splitter	Installed Riser	#	House Number		Existing Manhole	TKS-1	Existing TMB Pole NO.	
48C FOC	Closure	Suspension Big	SB	Existing TMB Pole		C01	Closure NO.	P001	New Pole NO.
96C FOC	New Manhole (PIT)	Suspension Small	SS	LOOP		FDP1	FDP NO.		SEE ACA in this page
144C FOC	Installed Pole (7.5M)	FDC		FDP Boundary		FDC	FDC NO.		SEE SHEET XXX

KEY PLAN :



PROJECT TITLE:

PROPOSED TO BUILD FTTH NETWORK
 INFRASTRUCTURE FOR ALLO TECHNOLOGY
 SDN BHD - POP 2 PROJECT (E-SIDE) - TRUNK
 LINK PMU CEND 2

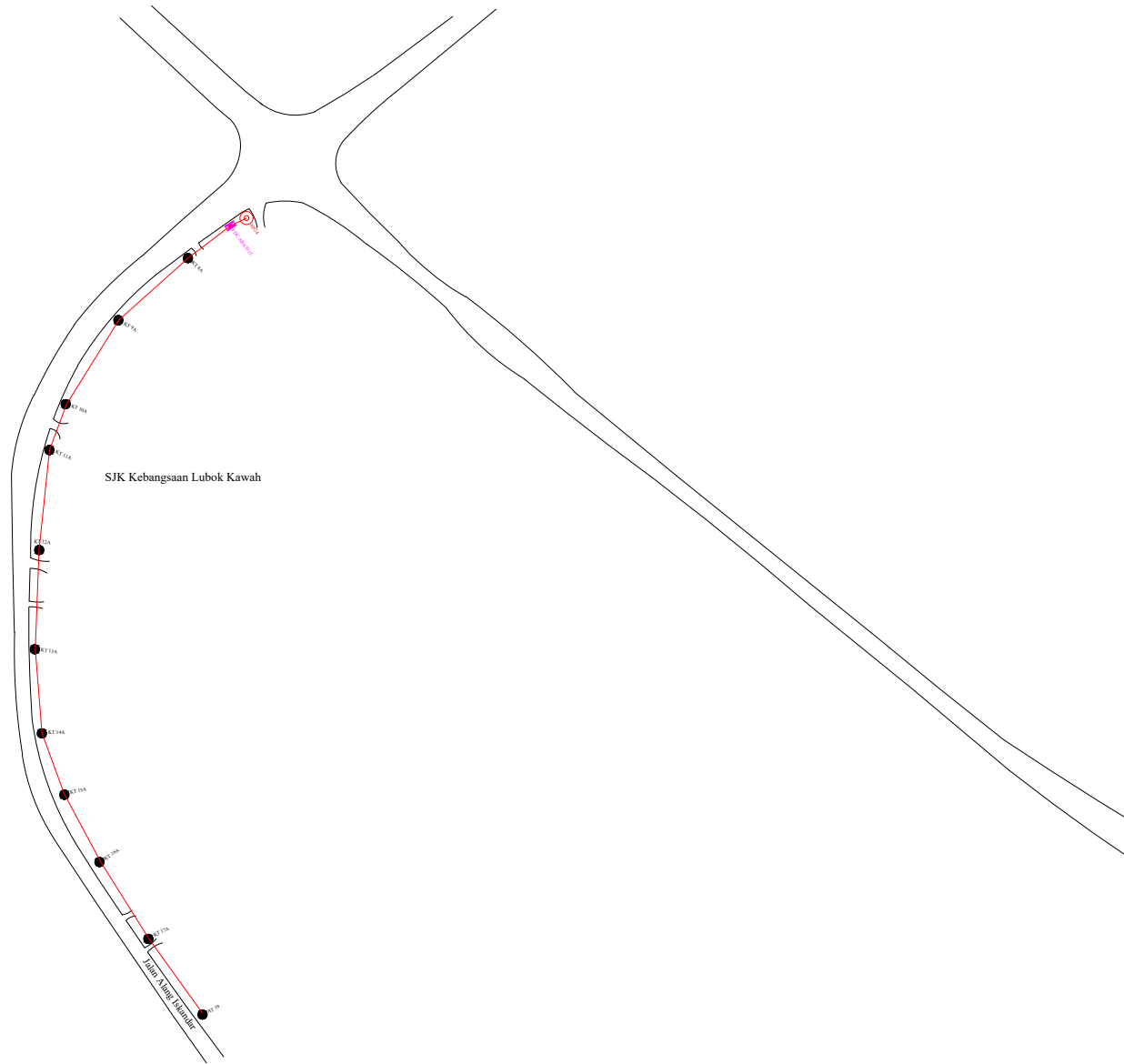
DRAWING TITLE:

SITE PLAN DRAWING-1
 POP 2 Project (E-Side) - CEND E2

PROJECT PHASE:

PROJECT PHASE

Design By : ENGINEER	Date : DATE
Drawn By : CAD ENGINEER	Scale : SCALE
Checked By : ENGINEER	Job Number : JOB/NUMBER
DRAWING NUMBER : DRAWING/NUMBER	
THIS PRINT AND ITS COPYRIGHT ARE THE PROPERTY OF ALLO TECHNOLOGY SDN BHD	
Sheet : SHEET	Size : A3



SJK Kebangsaan Lubok Kawah

LEGEND	NOS.	NOS.	NOS.	NOS.	NOS.	NOS.	NOS.	NOS.	NOS.
12C FOC	Installed 1:4 splitter in FDC	Installed Pole (9m)	New Manhole (RC7)	TS / TB Tension Small / Tension Big	MH1 MH NO.				
24C FOC	FDP with (1:8) splitter	Installed Riser	House Number	Existing Manhole	TKS-1 Existing TMB Pole NO.				
48C FOC	Closure	Suspension Big	Existing TMB Pole	C01 Closure NO.	P001 New Pole NO.				
96C FOC	New Manhole (PIT)	Suspension Small	LOOP	FDP1 FDP NO.	SEE ACA in this page				
144C FOC	Installed Pole (7.5M)	FDC	FDP Boundary	FDC FDC NO.	SEE SHEET XXX				

KEY PLAN :



PROJECT TITLE:
 PROPOSED TO BUILD FTTH NETWORK
 INFRASTRUCTURE FOR ALLO TECHNOLOGY
 SDN BHD - POP 2 PROJECT (E-SIDE) - TRUNK
 LINK PMU CEND 2

DRAWING TITLE:
 SITE PLAN DRAWING-1
 POP 2 Project (E-Side) - CEND E2

PROJECT PHASE:
 PROJECT PHASE

Design By : ENGINEER	Date : DATE
Drawn By : CAD ENGINEER	Scale : SCALE
Checked By : ENGINEER	Job Number : JOB/NUMBER
DRAWING NUMBER : DRAWING/NUMBER	
THIS PRINT AND ITS COPYRIGHT ARE THE PROPERTY OF ALLO TECHNOLOGY SDN BHD	
Sheet : SHEET	Size : A3

6.0 SUMMARY OF NEW INFRASTRUCTURE

No	Infra type	unit	Distance (m)
1	Total TNB Poles	478	NA
2	Total Distance TNB Poles	NA	NA
3	New poles (7.5M)	27	NA
4	New poles (9M)	24	NA
5	Total OLT	7	NA
6	Total Closure	7	NA
7	Switch	NA	NA
8	Total Distance HDD	NA	NA

*NOTE: TOTAL DISTANCE FIBRE PER DRUM 2KM



PRIVASAT



7.0 LIST EXISTING TNB POLE

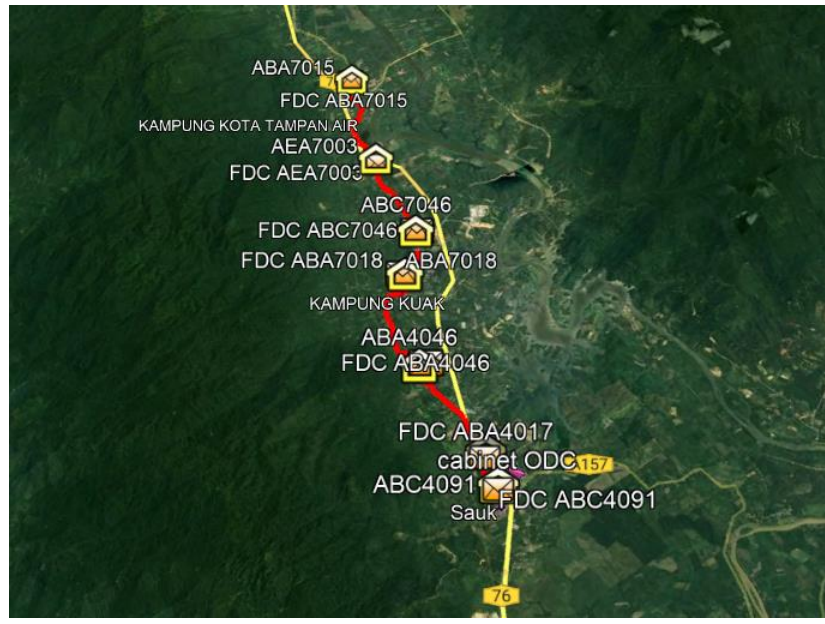
(REFER ATTACHMENT A)

LAMPIRAN A

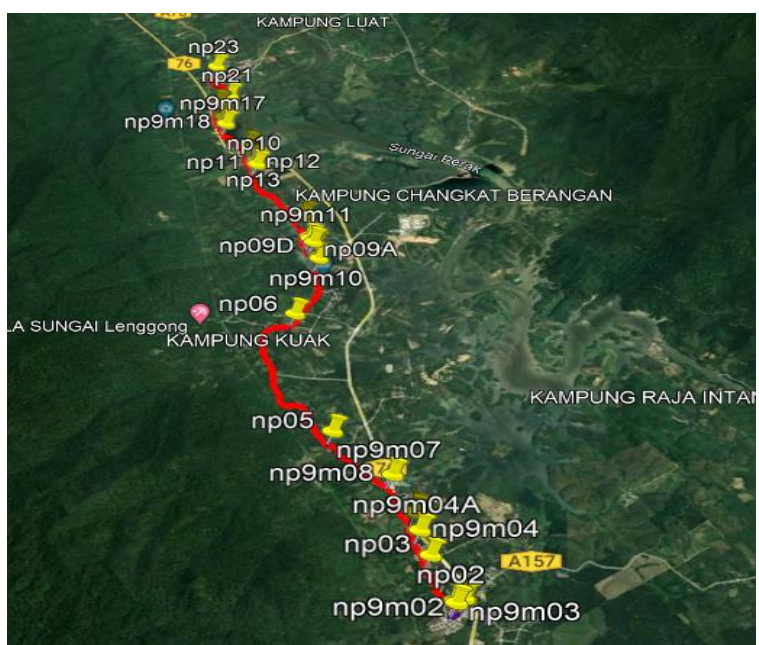
PERMOHONAN KELULUSAN PENYEDIAAN INFRASTRUKTUR UTNUK PERKHIDMATAN BAGI PROJEK 'POINT-OF-PRESENT' (P-O-P) FASA-2: HAB INFRASTRUKTUR GENTIAN OPTIK BERHAMPIRAN SEKOLAH, KAWASAN PERINDUSTRIAN DAN KOMUNITI SEKITARNYA OLEH KEMENTERIAN KOMUNIKASI DAN MULTIMEDIA MALAYSIA (**E-SIDE PMU CEND**)

SUPPLY, INSTALLATION AND COMMISSIONING OF FTTX NETWORK INFRASTRUCTURE-
POP 2 PROJECT (E-SIDE) - PMU CEND

A) PELAN LOKASI : Laluan [PMU CEND_Sauk]



B) PELAN LOKASI : Laluan JKR



LAPORAN BERGAMBAR DAN LOKASI PENANAMAN TIANG YANG TERLIBAT

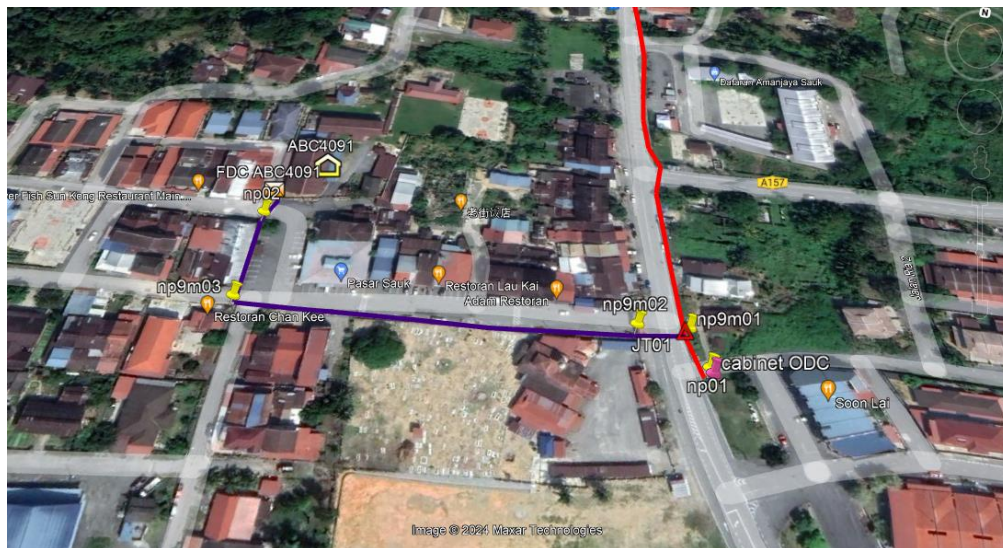
C) Lokasi tempat yang terlibat

Name Pole	Lat	Long
np9m01	4.93445917	100.923124
np9m02	4.934453471	100.9229604
np9m03	4.934340483	100.9216726
np9m04A	4.947360093	100.9251173
np9m04	4.947445253	100.9251471
np9m05	4.95043776	100.9265107
np9m06	4.950622832	100.9266632
np9m07	4.957878375	100.9279322
np9m08	4.957963703	100.9280375
Np9m09	5.002286201	100.9450427
np9m10	5.002365997	100.9449193
np9m11	5.005649189	100.9464593
np9m12	5.005678525	100.9465826
np9m13	5.006492911	100.9465739
np9m14	5.006843274	100.946588
np9m15	5.01255353	100.9487697
np9m16	5.012832815	100.9486144
np9m17	5.033026328	100.9511199
np9m18	5.033235708	100.9512805
np9m19	5.040376587	100.9512007
np9m20	5.040617818	100.9513791
np9m21	5.042275591	100.9518931
np9m22	5.042574489	100.9517912
np9m23	5.045862542	100.9530045
np9m24	5.045926077	100.9531748

Name Pole	Lat	Long
np01	4.934305111	100.9231871
np02	4.934710627	100.9216515
np03	4.942923384	100.9236873
np04	4.95081746	100.9267581
np05	4.969562078	100.9258089
np06	4.993485538	100.9348939
np07	5.003056666	100.945082
np08	5.005278038	100.9464747
np09	5.007049972	100.9466028
np09a	5.006225	100.946397
np09b	5.006572	100.946411
np09c	5.006903	100.946411
np09d	5.007264	100.946447
np10	5.027885707	100.9495532
np11	5.028146887	100.9496504
np12	5.028401362	100.9497483
np13	5.028665224	100.9498851
np14	5.02889405	100.9500082
np15	5.029103765	100.9501721
np16	5.029263021	100.9502985
np17	5.029423954	100.9504212
np18	5.02964641	100.9505235
np19	5.029918654	100.9505701
np20	5.030216882	100.9505329
np21	5.046890164	100.9559925
np22	5.046995105	100.9561833
np23	5.055479268	100.9584923

SUPPLY, INSTALLATION AND COMMISSIONING OF FTTX NETWORK INFRASTRUCTURE-
POP 2 PROJECT (E-SIDE) - PMU KUALA PILAH

A) PELAN LOKASI : Laluan JKR [Penanaman tiang baru]



B) GAMBAR LOKASI : Laluan JKR [Penanaman tiang baru]




SUPPLY, INSTALLATION AND COMMISSIONING OF FTTX NETWORK INFRASTRUCTURE-
POP 2 PROJECT (E-SIDE) - PMU KUALA PILAH

A) PELAN LOKASI : Laluan JKR [Penanaman tiang baru]

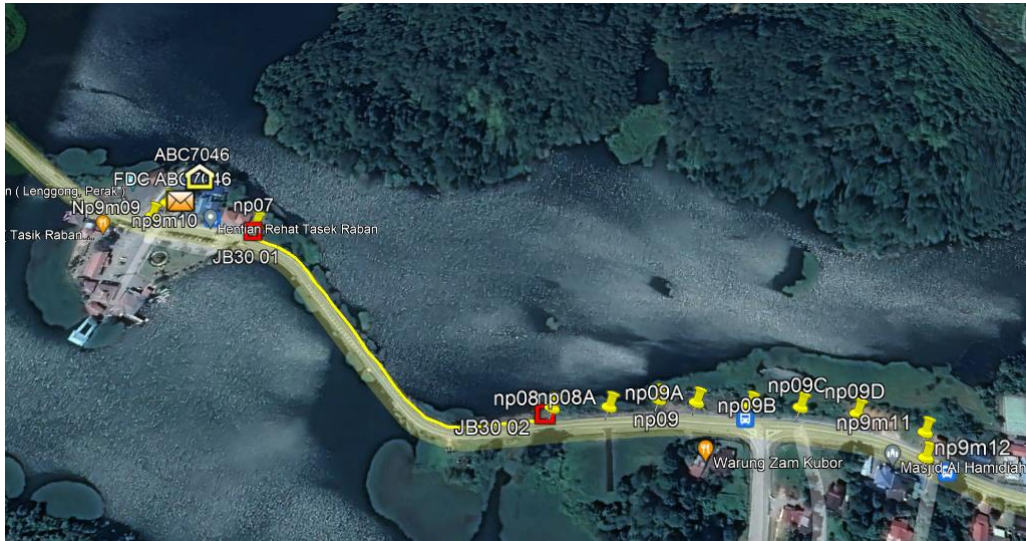


B) GAMBAR LOKASI : Laluan JKR [Penanaman tiang baru]



SUPPLY, INSTALLATION AND COMMISSIONING OF FTTX NETWORK INFRASTRUCTURE-
POP 2 PROJECT (E-SIDE) - PMU KUALA PILAH

A) PELAN LOKASI : Laluan JKR [Penanaman tiang baru]

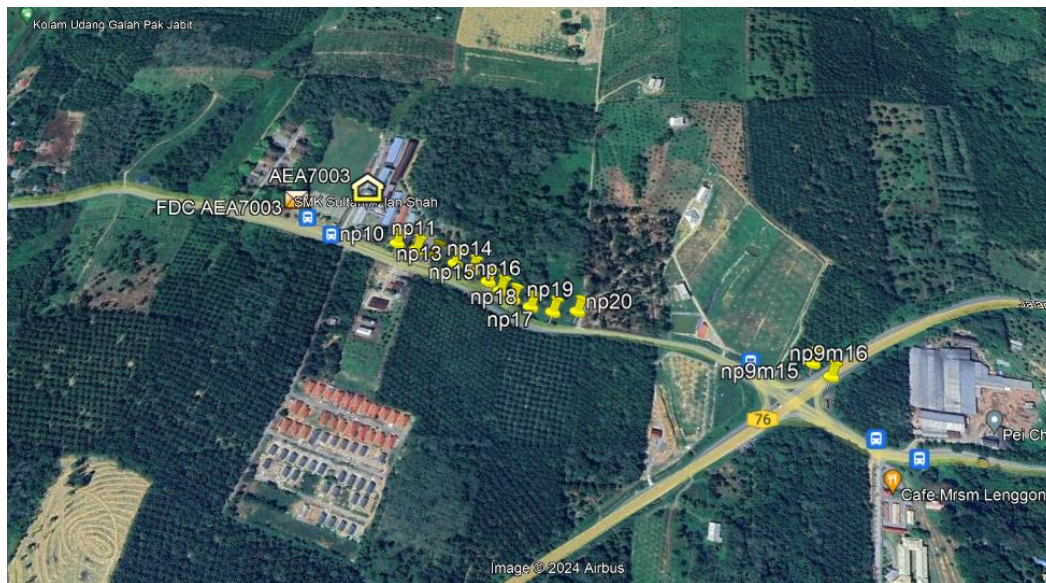


B) GAMBAR LOKASI : Laluan JKR [Penanaman tiang baru]



SUPPLY, INSTALLATION AND COMMISSIONING OF FTTX NETWORK INFRASTRUCTURE-
POP 2 PROJECT (E-SIDE) - PMU KUALA PILAH

A) PELAN LOKASI : Laluan JKR [Penanaman tiang baru]

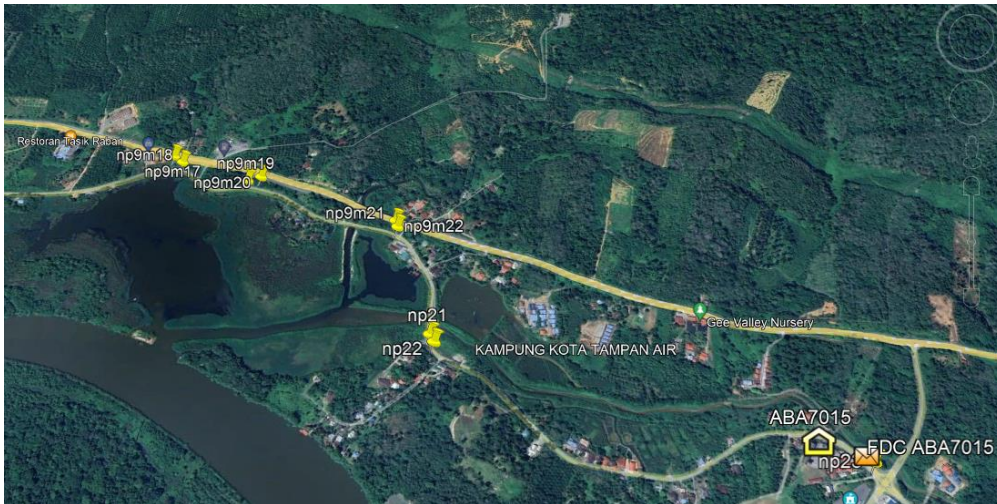


B) GAMBAR LOKASI : Laluan JKR [Penanaman tiang baru]

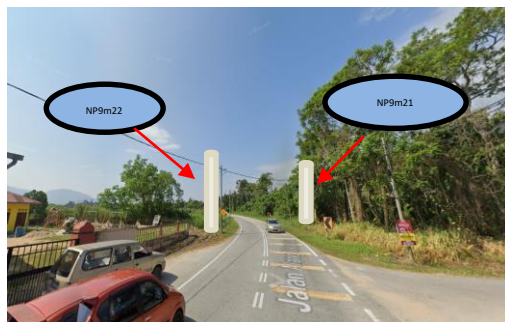




SUPPLY, INSTALLATION AND COMMISSIONING OF FTTX NETWORK INFRASTRUCTURE-
POP 2 PROJECT (E-SIDE) - PMU KUALA PILAH

A) PELAN LOKASI : Laluan JKR [Penanaman tiang baru]



B) GAMBAR LOKASI : Laluan JKR [Penanaman tiang baru]



8.0 Premises pass detail address according to POP 2 (OLT) locations

2.0 DETAIL POI LOCATIONS / SITE INFORMATION

Details of Site Information as per below:

No.	Link Node & Address		Code Location	Latitude	Longitude
1	PMU CEND Address: 33500 Sauk, Perak	POI	NA	4.95982476 6627352,	100.9761835 3632366
2	SEKOLAH JENIS KEBANGSAAN (CINA) SAUK Address: Kampung Baru Sauk, 33500 Sauk, Perak	POI	ABC4091	4.93504,	100.922
3	SEKOLAH KEBANGSAAN SAUK Address: Kampung Sauk, 33500 Sauk, Perak	POI	ABA4017	4.94316,	100.924
4	SEKOLAH KEBANGSAAN JENALIK Address: Kampung Jenalik 33500 Sauk Perak	POI	ABA4046	4.96984,	100.924
5	SEKOLAH KEBANGSAAN RABAN Address: Kampung Belukar Kunyit, 33030 Lenggong, Perak	POI	ABA7018	4.99327,	100.935
6	SEKOLAH JENISKEBANGSAAN (CINA) KHAY BENG Address: No. 1, Tasek Raban, 33400, Lenggong, Perak	POI	ABC7046	5.00252,	100.945

7	SEKOLAH MENENGAH KEBANGSAAN SULTAN AZLAN SHAH Address: Kampung Changkat Berangan 33400 Lenggong Perak	POI	AEA7003	5.02732,	100.949
8	SEKOLAH KEBANGSAAN LUBOK KAWAH Address: SK, Jalan Lubuk Kawah, Kampung Kota Tampan Air, 33400 Lenggong, Perak	POI	ABA7015	5.05463,	100.958

9.0 SOFTCOPY KMZ/KML FILES AND FOLLOW ALL POINT/LINES GUIDELINES (REVIEW IN GOOGLE EARTH, KMZ guideline:

<https://drive.google.com/drive/folders/1s10K0cbhct1IvTerGDTe7fk1H7hkleQ?usp=sharing>

10.0 SOFTCOPY AUTOCAD DRAWING FOR LOCAL AUTHORITY SUBMISSION

<https://drive.google.com/drive/folders/1unReoSXLH1GuQuVFWiEmAHdXXzOt0dyz?usp=sharing>

11.0. SUMMARY MATERIAL/BILL OF QUANTITY

	OUM	Total Quantity
E-side		
New Pole 7.5m	Unit	27
New Pole 9m	Unit	24
Existing TNB Pole	Unit	478
Manhole JRC7	Unit	NA
Switch	Unit	NA
Closure	Unit	7
FOC 96C	Mtr	NA
FOC 24C	Mtr	NA
Pole Ring	Unit	NA
GI Pipe (100mm)	Unit	NA
Open Cut	Mtr	NA
Tension Set (Clamp)	Unit	NA
Suspension Set	Unit	NA
Total Distance HDD	Mtr	NA
HDPE sub-duct 40mm	Mtr	NA

12.0. SURVEY REFERENCES

i. Site Survey Findings

-Refer survey report document no

ii. List local council and local authority

No	Local Council/ Authority	Remark
1	Majlis Daerah Kuala Kangsar	

ATTACHMENT A : POLE AND FIBRE DISTRIBUTION LIST

No.	Pole ID	From Pole	To Pole	Distance (M)	Latitude	Longitude	Pole Type
1	np01	np01	np01	0.00	4.934305111	100.9231871	New Pole
2	np9m01	np9m01	np9m02	18.53	4.93445917	100.923124	New Pole
3	np9m02	np9m02	KS C 5/5	18.22	4.934453471	100.9229604	New Pole
4	KS C 5/5	KS C 5/5	KS C 5/4	24.89	4.934432684	100.9227378	TNB Pole
5	KS C 5/4	KS C 5/4	KS C 5/3	26.51	4.934406364	100.9225011	TNB Pole
6	KS C 5/3	KS C 5/3	KS C 5/2	24.30	4.934393329	100.9222832	TNB Pole
7	KS C 5/2	KS C 5/2	KS C 5/1	22.78	4.934380213	100.922079	TNB Pole
8	KS C 5/1	KS C 5/1	np9m03	23.02	4.934363952	100.9218728	TNB Pole
9	np9m03	np9m03	KS BC 6	22.43	4.934340483	100.9216726	New Pole
10	KS BC 6	KS BC 6	np02	24.79	4.934562938	100.9216622	TNB Pole
11	np02	np02	np9m01	16.48	4.934710627	100.9216515	New Pole
12	np9m01	np9m01	KSS B 5	0.00	4.93445917	100.923124	New Pole
13	KSS B 5	KSS B 5	KSS B 4	36.41	4.934781035	100.923066	TNB Pole
14	KSS B 4	KSS B 4	5L5 CNDH SAUK 376	38.51	4.935122514	100.9230104	TNB Pole
15	5L5 CNDH SAUK 376	5L5 CNDH SAUK 376	5L5 CNDH SAUK 377	19.04	4.935293505	100.9230144	TNB Pole
16	5L5 CNDH SAUK 377	5L5 CNDH SAUK 377	5L5 CNDH SAUK 378	11.57	4.935383359	100.9229621	TNB Pole
17	5L5 CNDH SAUK 378	5L5 CNDH SAUK 378	5L5 CNDH SAUK 379	20.16	4.935562396	100.922935	TNB Pole
18	5L5 CNDH SAUK 379	5L5 CNDH SAUK 379	5L5 CNDH SAUK 380	17.17	4.93571545	100.9229158	TNB Pole
19	5L5 CNDH SAUK 380	5L5 CNDH SAUK 380	5L5 CNDH SAUK 381	28.31	4.935969254	100.9229004	TNB Pole
20	5L5 CNDH SAUK 381	5L5 CNDH SAUK 381	5L5 CNDH SAUK 382	31.33	4.936248204	100.9228629	TNB Pole
21	5L5 CNDH SAUK 382	5L5 CNDH SAUK 382	5L5 CNDH SAUK 383	23.86	4.936461272	100.9228394	TNB Pole
22	5L5 CNDH SAUK 383	5L5 CNDH SAUK 383	5L5 CNDH SAUK 384	26.63	4.936699485	100.9228176	TNB Pole
23	5L5 CNDH SAUK 384	5L5 CNDH SAUK 384	5L5 CNDH SAUK 385	24.57	4.936918924	100.9227938	TNB Pole
24	5L5 CNDH SAUK 385	5L5 CNDH SAUK 385	5L5 CNDH SAUK 386	27.16	4.937162502	100.9227797	TNB Pole
25	5L5 CNDH SAUK 386	5L5 CNDH SAUK 386	5L5 CNDH SAUK 387	26.11	4.93739686	100.9227703	TNB Pole
26	5L5 CNDH SAUK 387	5L5 CNDH SAUK 387	5L5 CNDH SAUK 388	26.52	4.937635073	100.922767	TNB Pole
27	5L5 CNDH SAUK 388	5L5 CNDH SAUK 388	5L5 CNDH SAUK 389	22.19	4.937834227	100.9227586	TNB Pole
28	5L5 CNDH SAUK 389	5L5 CNDH SAUK 389	5L5 CNDH SAUK 390	18.56	4.938000524	100.9227462	TNB Pole
29	5L5 CNDH SAUK 390	5L5 CNDH SAUK 390	5L5 CNDH SAUK 391	25.92	4.938233038	100.9227335	TNB Pole
30	5L5 CNDH SAUK 391	5L5 CNDH SAUK 391	5L5 CNDH SAUK 392	23.83	4.938446442	100.9227167	TNB Pole
31	5L5 CNDH SAUK 392	5L5 CNDH SAUK 392	5L5 CNDH SAUK 393	22.86	4.938651798	100.9227194	TNB Pole
32	5L5 CNDH SAUK 393	5L5 CNDH SAUK 393	5L5 CNDH SAUK 394	19.50	4.93882698	100.9227214	TNB Pole
33	5L5 CNDH SAUK 394	5L5 CNDH SAUK 394	5L5 CNDH SAUK 395	19.68	4.939001659	100.9227485	TNB Pole
34	5L5 CNDH SAUK 395	5L5 CNDH SAUK 395	5L5 CNDH SAUK 396	19.36	4.939167956	100.9227995	TNB Pole
35	5L5 CNDH SAUK 396	5L5 CNDH SAUK 396	5L5 CNDH SAUK 397	18.30	4.939313633	100.9228756	TNB Pole
36	5L5 CNDH SAUK 397	5L5 CNDH SAUK 397	5L5 CNDH SAUK 398	18.57	4.939454617	100.9229648	TNB Pole
37	5L5 CNDH SAUK 398	5L5 CNDH SAUK 398	5L5 CNDH SAUK 399	19.98	4.939601133	100.9230684	TNB Pole
38	5L5 CNDH SAUK 399	5L5 CNDH SAUK 399	5L5 CNDH SAUK 400	21.01	4.939761898	100.9231673	TNB Pole
39	5L5 CNDH SAUK 400	5L5 CNDH SAUK 400	5L5 CNDH SAUK 401	19.54	4.939911431	100.9232592	TNB Pole
40	5L5 CNDH SAUK 401	5L5 CNDH SAUK 401	5L5 CNDH SAUK 402	21.60	4.940079572	100.9233561	TNB Pole
41	5L5 CNDH SAUK 402	5L5 CNDH SAUK 402	5L5 CNDH SAUK 403	20.55	4.940239834	100.9234476	TNB Pole
42	5L5 CNDH SAUK 403	5L5 CNDH SAUK 403	5L5 CNDH SAUK 404	22.57	4.940406801	100.9235626	TNB Pole
43	5L5 CNDH SAUK 404	5L5 CNDH SAUK 404	5L5 CNDH SAUK 405	21.01	4.94057293	100.9236521	TNB Pole
44	5L5 CNDH SAUK 405	5L5 CNDH SAUK 405	5L5 CNDH SAUK 406	20.54	4.94074191	100.9237262	TNB Pole
45	5L5 CNDH SAUK 406	5L5 CNDH SAUK 406	5L5 CNDH SAUK 407	21.57	4.940933688	100.923754	TNB Pole
46	5L5 CNDH SAUK 407	5L5 CNDH SAUK 407	5L5 CNDH SAUK 408	26.62	4.941170728	100.9237225	TNB Pole
47	5L5 CNDH SAUK 408	5L5 CNDH SAUK 408	5L5 CNDH SAUK 409	29.28	4.941429729	100.9236769	TNB Pole
48	5L5 CNDH SAUK 409	5L5 CNDH SAUK 409	5L5 CNDH SAUK 410	32.60	4.941716893	100.9236196	TNB Pole
49	5L5 CNDH SAUK 410	5L5 CNDH SAUK 410	5L5 CNDH SAUK 411	30.63	4.941986119	100.9235626	TNB Pole
50	5L5 CNDH SAUK 411	5L5 CNDH SAUK 411	5L5 CNDH SAUK 412	31.24	4.942264399	100.9235264	TNB Pole
51	5L5 CNDH SAUK 412	5L5 CNDH SAUK 412	np03	45.38	4.942666227	100.9235951	TNB Pole
52	np03	np03	5L5 CNDH SAUK 413	30.41	4.942923384	100.9236873	New Pole
53	5L5 CNDH SAUK 413	5L5 CNDH SAUK 413	5L5 CNDH SAUK 414	28.03	4.943141313	100.9238134	TNB Pole
54	5L5 CNDH SAUK 414	5L5 CNDH SAUK 414	5L5 CNDH SAUK 416	53.60	4.943562085	100.9240474	TNB Pole
55	5L5 CNDH SAUK 416	5L5 CNDH SAUK 416	5L5 CNDH SAUK 417	86.25	4.944244875	100.9244135	TNB Pole
56	5L5 CNDH SAUK 417	5L5 CNDH SAUK 417	5L5 CNDH SAUK 418	36.54	4.944544444	100.9245476	TNB Pole
57	5L5 CNDH SAUK 418	5L5 CNDH SAUK 418	5L5 CNDH SAUK 419	36.17	4.944862453	100.9246144	TNB Pole
58	5L5 CNDH SAUK 419	5L5 CNDH SAUK 419	5L5 CNDH SAUK 420	35.71	4.94517778	100.9246734	TNB Pole
59	5L5 CNDH SAUK 420	5L5 CNDH SAUK 420	5L5 CNDH SAUK 421	33.88	4.945477853	100.924724	TNB Pole
60	5L5 CNDH SAUK 421	5L5 CNDH SAUK 421	5L5 CNDH SAUK 422	33.57	4.945772057	100.92479	TNB Pole
61	5L5 CNDH SAUK 422	5L5 CNDH SAUK 422	5L5 CNDH SAUK 423	29.56	4.946034914	100.9248279	TNB Pole
62	5L5 CNDH SAUK 423	5L5 CNDH SAUK 423	5L5 CNDH SAUK 424	26.56	4.946267763	100.9248799	TNB Pole
63	5L5 CNDH SAUK 424	5L5 CNDH SAUK 424	5L5 CNDH SAUK 425	25.20	4.946490219	100.9249218	TNB Pole
64	5L5 CNDH SAUK 425	5L5 CNDH SAUK 425	5L5 CNDH SAUK 426	22.50	4.94668602	100.9249721	TNB Pole
65	5L5 CNDH SAUK 426	5L5 CNDH SAUK 426	5L5 CNDH SAUK 427	23.59	4.94689473	100.9250086	TNB Pole
66	5L5 CNDH SAUK 427	5L5 CNDH SAUK 427	5L5 CNDH SAUK 428	23.02	4.947096398	100.9250546	TNB Pole
67	5L5 CNDH SAUK 428	5L5 CNDH SAUK 428	np9m04A	17.73	4.947252134	100.9250881	TNB Pole
68	np9m04A	np9m04A	np9m04	12.45	4.947360093	100.9251173	New Pole
69	np9m04	np9m04	1L5 SAUK TRBN 3	10.05	4.947445253	100.9251471	New Pole
70	1L5 SAUK TRBN 3	1L5 SAUK TRBN 3	1L5 SAUK TRBN 4	22.86	4.947644239	100.9251977	TNB Pole
71	1L5 SAUK TRBN 4	1L5 SAUK TRBN 4	1L5 SAUK TRBN 5	24.14	4.947857307	100.925238	TNB Pole
72	1L5 SAUK TRBN 5	1L5 SAUK TRBN 5	1L5 SAUK TRBN 6	22.99	4.948058808	100.9252832	TNB Pole
73	1L5 SAUK TRBN 6	1L5 SAUK TRBN 6	1L5 SAUK TRBN 7	26.92	4.94829434	100.9253382	TNB Pole
74	1L5 SAUK TRBN 7	1L5 SAUK TRBN 7	1L5 SAUK TRBN 8	26.17	4.948521489	100.9253989	TNB Pole
75	1L5 SAUK TRBN 8	1L5 SAUK TRBN 8	1L5 SAUK TRBN 9	32.51	4.948801277	100.9254827	TNB Pole
76	1L5 SAUK TRBN 9	1L5 SAUK TRBN 9	1L5 SAUK TRBN 10	20.24	4.948977968	100.9255256	TNB Pole
77	1L5 SAUK TRBN 10	1L5 SAUK TRBN 10	1L5 SAUK TRBN 11	37.14	4.949297654	100.9256212	TNB Pole
78	1L5 SAUK TRBN 11	1L5 SAUK TRBN 11	1L5 SAUK TRBN 12	31.23	4.949546931	100.9257499	TNB Pole
79	1L5 SAUK TRBN 12	1L5 SAUK TRBN 12	1L5 SAUK TRBN 13	31.52	4.949783301	100.9259058	TNB Pole

POLE AND FIBRE DISTRIBUTION LIST

No.	Pole ID	From Pole	To Pole	Distance (M)	Latitude	Longitude	Pole Type
80	1L5 SAUK TRBN 13	1L5 SAUK TRBN 13	1L5 SAUK TRBN 14	30.05	4.950008439	100.9260547	TNB Pole
81	1L5 SAUK TRBN 14	1L5 SAUK TRBN 14	1L5 SAUK TRBN 15	28.62	4.950215664	100.9262069	TNB Pole
82	1L5 SAUK TRBN 15	1L5 SAUK TRBN 15	np9m05	27.18	4.950388642	100.9263792	TNB Pole
83	np9m05	np9m05	1L5 SAUK TRBN 16	15.62	4.95043776	100.9265107	New Pole
84	1L5 SAUK TRBN 16	1L5 SAUK TRBN 16	np9m06	17.27	4.950589305	100.9265439	TNB Pole
85	np9m06	np9m06	np04	13.80	4.950622832	100.9266632	TNB Pole
86	np04	np04	1L5 SAUK TRBN 18	24.10	4.95081746	100.9267581	New Pole
87	1L5 SAUK TRBN 18	1L5 SAUK TRBN 18	1L5 SAUK TRBN 19	22.51	4.951019296	100.9267464	TNB Pole
88	1L5 SAUK TRBN 19	1L5 SAUK TRBN 19	1L5 SAUK TRBN 20	35.52	4.951338312	100.9267501	TNB Pole
89	1L5 SAUK TRBN 20	1L5 SAUK TRBN 20	1L5 SAUK TRBN 21	33.29	4.95163721	100.9267608	TNB Pole
90	1L5 SAUK TRBN 21	1L5 SAUK TRBN 21	1L5 SAUK TRBN 22	29.65	4.951903084	100.9267762	TNB Pole
91	1L5 SAUK TRBN 22	1L5 SAUK TRBN 22	1L5 SAUK TRBN 23	26.67	4.952142639	100.9267772	TNB Pole
92	1L5 SAUK TRBN 23	1L5 SAUK TRBN 23	1L5 SAUK TRBN 24	30.10	4.952408178	100.9267263	TNB Pole
93	1L5 SAUK TRBN 24	1L5 SAUK TRBN 24	1L5 SAUK TRBN 25	31.26	4.952688133	100.9267038	TNB Pole
94	1L5 SAUK TRBN 25	1L5 SAUK TRBN 25	1L5 SAUK TRBN 26	28.91	4.952947637	100.9267128	TNB Pole
95	1L5 SAUK TRBN 26	1L5 SAUK TRBN 26	1L5 SAUK TRBN 27	28.94	4.953207476	100.9267199	TNB Pole
96	1L5 SAUK TRBN 27	1L5 SAUK TRBN 27	1L5 SAUK TRBN 28	24.87	4.953429261	100.9267467	TNB Pole
97	1L5 SAUK TRBN 28	1L5 SAUK TRBN 28	1L5 SAUK TRBN 29	19.67	4.953604946	100.9267658	TNB Pole
98	1L5 SAUK TRBN 29	1L5 SAUK TRBN 29	1L5 SAUK TRBN 30	29.53	4.953854894	100.9268547	TNB Pole
99	1L5 SAUK TRBN 30	1L5 SAUK TRBN 30	1L5 SAUK TRBN 31	22.93	4.954045499	100.9269328	TNB Pole
100	1L5 SAUK TRBN 31	1L5 SAUK TRBN 31	1L5 SAUK TRBN 32	24.00	4.954247335	100.9270086	TNB Pole
101	1L5 SAUK TRBN 32	1L5 SAUK TRBN 32	1L5 SAUK TRBN 33	24.26	4.954452356	100.9270823	TNB Pole
102	1L5 SAUK TRBN 33	1L5 SAUK TRBN 33	1L5 SAUK TRBN 34	25.83	4.9546785	100.9271343	TNB Pole
103	1L5 SAUK TRBN 34	1L5 SAUK TRBN 34	1L5 SAUK TRBN 35	48.52	4.955085022	100.9272915	TNB Pole
104	1L5 SAUK TRBN 35	1L5 SAUK TRBN 35	1L5 SAUK TRBN 36	27.50	4.955317536	100.927375	TNB Pole
105	1L5 SAUK TRBN 36	1L5 SAUK TRBN 36	1L5 SAUK TRBN 37	31.17	4.955581734	100.9274679	TNB Pole
106	1L5 SAUK TRBN 37	1L5 SAUK TRBN 37	1L5 SAUK TRBN 38	31.70	4.955844255	100.9275782	TNB Pole
107	1L5 SAUK TRBN 38	1L5 SAUK TRBN 38	1L5 SAUK TRBN 39	32.20	4.956108788	100.9276952	TNB Pole
108	1L5 SAUK TRBN 39	1L5 SAUK TRBN 39	1L5 SAUK TRBN 40	31.01	4.956351025	100.9278327	TNB Pole
109	1L5 SAUK TRBN 40	1L5 SAUK TRBN 40	1L5 SAUK TRBN 41	29.83	4.956585718	100.9279621	TNB Pole
110	1L5 SAUK TRBN 41	1L5 SAUK TRBN 41	1L5 SAUK TRBN 42	24.95	4.956789566	100.9280553	TNB Pole
111	1L5 SAUK TRBN 42	1L5 SAUK TRBN 42	1L5 SAUK TRBN 43	19.80	4.956946475	100.9281391	TNB Pole
112	1L5 SAUK TRBN 43	1L5 SAUK TRBN 43	TKS A 22 2	15.67	4.957058793	100.9282239	TNB Pole
113	TKS A 22 2	TKS A 22 2	TKS A 22 1	31.29	4.957259791	100.9280275	TNB Pole
114	TKS A 22 1	TKS A 22 1	TKS B 3 2 1	28.21	4.957510075	100.9279879	TNB Pole
115	TKS B 3 2 1	TKS B 3 2 1	np9m07	28.53	4.957764549	100.9279577	TNB Pole
116	np9m07	np9m07	np9m08	12.98	4.957878375	100.9279322	New Pole
117	np9m08	np9m08	TKS B 3 3	15.09	4.957963703	100.9280375	New Pole
118	TKS B 3 3	TKS B 3 3	TKS B 3 4	17.90	4.958122959	100.9280151	TNB Pole
119	TKS B 3 4	TKS B 3 4	TKS B 3 5	37.13	4.958449015	100.927945	TNB Pole
120	TKS B 3 5	TKS B 3 5	TKS B 3 6	33.14	4.958729474	100.9278451	TNB Pole
121	TKS B 3 6	TKS B 3 6	TKS B 3 7	46.84	4.959138678	100.9277472	TNB Pole
122	TKS B 3 7	TKS B 3 7	TKS B 3 8	43.79	4.959527766	100.9276892	TNB Pole
123	TKS B 3 8	TKS B 3 8	TKS B 3 9	39.61	4.95986958	100.9275903	TNB Pole
124	TKS B 3 9	TKS B 3 9	TKS B 3 10	42.66	4.960241234	100.9274967	TNB Pole
125	TKS B 3 10	TKS B 3 10	TKS B 3 11	39.86	4.960590424	100.9274176	TNB Pole
126	TKS B 3 11	TKS B 3 11	TKS B 3 12	42.97	4.960964425	100.927322	TNB Pole
127	TKS B 3 12	TKS B 3 12	TKS B 3 13	38.62	4.961300539	100.9272362	TNB Pole
128	TKS B 3 13	TKS B 3 13	TKS B 3 14	42.13	4.961674204	100.9271762	TNB Pole
129	TKS B 3 14	TKS B 3 14	TKS B 3 15	43.01	4.962049378	100.927084	TNB Pole
130	TKS B 3 15	TKS B 3 15	TKS B 3 16	34.52	4.962357664	100.9270501	TNB Pole
131	TKS B 3 16	TKS B 3 16	TKS B 3 17	34.31	4.962665616	100.9270377	TNB Pole
132	TKS B 3 17	TKS B 3 17	TKS B 3 18	48.78	4.96309611	100.9269559	TNB Pole
133	TKS B 3 18	TKS B 3 18	JN A 10	41.78	4.963468602	100.9269103	TNB Pole
134	JN A 10	JN A 10	JN A 9	55.12	4.963953914	100.9268121	TNB Pole
135	JN A 9	JN A 9	JN A 8	42.34	4.964327412	100.9267403	TNB Pole
136	JN A 8	JN A 8	JN A 7	28.64	4.964574846	100.9266699	TNB Pole
137	JN A 7	JN A 7	JN A 6	49.96	4.965021433	100.9266257	TNB Pole
138	JN A 6	JN A 6	JN A 5	56.04	4.965520492	100.9265593	TNB Pole
139	JN A 5	JN A 5	JN A 4	51.22	4.965965403	100.9264419	TNB Pole
140	JN A 4	JN A 4	JN A 3	52.03	4.96639288	100.9262528	TNB Pole
141	JN A 3	JN A 3	JN A 2	44.28	4.966741735	100.9260617	TNB Pole
142	JN A 2	JN A 2	JLK TRB 2	36.40	4.967066953	100.9260956	TNB Pole
143	JLK TRB 2	JLK TRB 2	JLK TRB 3	55.61	4.967520582	100.9263048	TNB Pole
144	JLK TRB 3	JLK TRB 3	JLK TRB 4	31.41	4.967750749	100.9264681	TNB Pole
145	JLK TRB 4	JLK TRB 4	JLK TRB 5	31.40	4.968004553	100.9265911	TNB Pole
146	JLK TRB 5	JLK TRB 5	JLK TRB 6	27.57	4.968246454	100.9266444	TNB Pole
147	JLK TRB 6	JLK TRB 6	JLK TRB 7	23.55	4.968457846	100.9266525	TNB Pole
148	JLK TRB 7	JLK TRB 7	JLK TRB 8	24.71	4.968660856	100.9265626	TNB Pole
149	JLK TRB 8	JLK TRB 8	JLK TRB 9	28.23	4.968813574	100.9263601	TNB Pole
150	JLK TRB 9	JLK TRB 9	JLK TRB 10	24.73	4.968954558	100.9261885	TNB Pole
151	JLK TRB 10	JLK TRB 10	JLK TRB 11	27.53	4.969146503	100.9260326	TNB Pole
152	JLK TRB 11	JLK TRB 11	JLK TRB 12	23.29	4.969326546	100.9259296	TNB Pole
153	JLK TRB 12	JLK TRB 12	np05	26.84	4.969542853	100.9258195	TNB Pole
154	np05	np05	JLK TRB 13	2.44	4.969562078	100.9258089	New Pole
155	JLK TRB 13	JLK TRB 13	JLK TRB 14	22.60	4.969757544	100.925754	TNB Pole
156	JLK TRB 14	JLK TRB 14	JLK TRB 15	28.16	4.970008666	100.9257234	TNB Pole
157	JLK TRB 15	JLK TRB 15	JLK TRB 16	32.83	4.970303206	100.9257385	TNB Pole
158	JLK TRB 16	JLK TRB 16	JLK TRB 17	30.09	4.970572097	100.9257657	TNB Pole

POLE AND FIBRE DISTRIBUTION LIST

No.	Pole ID	From Pole	To Pole	Distance (M)	Latitude	Longitude	Pole Type
159	JLK TRB 17	JLK TRB 17	JLK TRB 18	28.04	4.970823051	100.9257871	TNB Pole
160	JLK TRB 18	JLK TRB 18	JLK TRB 19	21.37	4.971014662	100.9257754	TNB Pole
161	JLK TRB 19	JLK TRB 19	JLK TRB 20	20.18	4.97119504	100.9257576	TNB Pole
162	JLK TRB 20	JLK TRB 20	JLK TRB 21	25.89	4.971426548	100.9257794	TNB Pole
163	JLK TRB 21	JLK TRB 21	JLK TRB 22	30.46	4.971699798	100.9257942	TNB Pole
164	JLK TRB 22	JLK TRB 22	JLK TRB 23	30.29	4.971971372	100.9258106	TNB Pole
165	JLK TRB 23	JLK TRB 23	JLK TRB 24	27.79	4.972220818	100.9258213	TNB Pole
166	JLK TRB 24	JLK TRB 24	JLK TRB 25	25.36	4.972448638	100.925822	TNB Pole
167	JLK TRB 25	JLK TRB 25	JLK TRB 26	27.80	4.972691545	100.92588	TNB Pole
168	JLK TRB 26	JLK TRB 26	JLK TRB 27	27.94	4.972935291	100.9259397	TNB Pole
169	JLK TRB 27	JLK TRB 27	JLK TRB 28	26.66	4.973169481	100.9259897	TNB Pole
170	JLK TRB 28	JLK TRB 28	JLK TRB 29	27.94	4.973413227	100.9260493	TNB Pole
171	JLK TRB 29	JLK TRB 29	JLK TRB 30	25.12	4.973633336	100.926099	TNB Pole
172	JLK TRB 30	JLK TRB 30	JLK TRB 31	27.28	4.973871214	100.926158	TNB Pole
173	JLK TRB 31	JLK TRB 31	JLK TRB 32	27.13	4.974105405	100.9262254	TNB Pole
174	JLK TRB 32	JLK TRB 32	JLK TRB 33	26.50	4.974335572	100.926286	TNB Pole
175	JLK TRB 33	JLK TRB 33	JLK TRB 34	26.83	4.974570936	100.926338	TNB Pole
176	JLK TRB 34	JLK TRB 34	JLK TRB 35	31.62	4.974847874	100.926401	TNB Pole
177	JLK TRB 35	JLK TRB 35	JLK TRB 36	35.92	4.975165213	100.9264594	TNB Pole
178	JLK TRB 36	JLK TRB 36	JLK TRB 37	32.49	4.975449024	100.9265274	TNB Pole
179	JLK TRB 37	JLK TRB 37	JLK TRB 38	29.35	4.97570903	100.926571	TNB Pole
180	JLK TRB 38	JLK TRB 38	JLK TRB 39	32.63	4.975998877	100.9266149	TNB Pole
181	JLK TRB 39	JLK TRB 39	JLK TRB 40	28.55	4.97625134	100.9266599	TNB Pole
182	JLK TRB 40	JLK TRB 40	JLK TRB 41	29.18	4.97650033	100.9267323	TNB Pole
183	JLK TRB 41	JLK TRB 41	JLK TRB 42	28.08	4.976743022	100.9268107	TNB Pole
184	JLK TRB 42	JLK TRB 42	JLK TRB 43	26.39	4.976964472	100.9268952	TNB Pole
185	JLK TRB 43	JLK TRB 43	JLK TRB 44	24.14	4.977160608	100.9269878	TNB Pole
186	JLK TRB 44	JLK TRB 44	JLK TRB 45	22.35	4.977356913	100.9270297	TNB Pole
187	JLK TRB 45	JLK TRB 45	JLK TRB 46	22.43	4.977555061	100.9270662	TNB Pole
188	JLK TRB 46	JLK TRB 46	JLK TRB 47	22.34	4.977755724	100.9270672	TNB Pole
189	JLK TRB 47	JLK TRB 47	JLK TRB 48	18.87	4.977922188	100.927035	TNB Pole
190	JLK TRB 48	JLK TRB 48	JLK TRB 49	24.86	4.978135591	100.9269693	TNB Pole
191	JLK TRB 49	JLK TRB 49	JLK TRB 50	20.39	4.978305912	100.9269019	TNB Pole
192	JLK TRB 50	JLK TRB 50	JLK TRB 51	21.92	4.978489308	100.9268302	TNB Pole
193	JLK TRB 51	JLK TRB 51	JLK TRB 52	22.22	4.978667675	100.9267407	TNB Pole
194	JLK TRB 52	JLK TRB 52	JLK TRB 53	22.62	4.978818884	100.9266049	TNB Pole
195	JLK TRB 53	JLK TRB 53	JLK TRB 54	23.79	4.978948804	100.9264352	TNB Pole
196	JLK TRB 54	JLK TRB 54	JLK TRB 55	22.16	4.979015021	100.9262475	TNB Pole
197	JLK TRB 55	JLK TRB 55	JLK TRB 56	19.83	4.979060115	100.9260751	TNB Pole
198	JLK TRB 56	JLK TRB 56	JLK TRB 57	21.25	4.979106886	100.9258901	TNB Pole
199	JLK TRB 57	JLK TRB 57	JLK TRB 58	20.63	4.979150975	100.92571	TNB Pole
200	JLK TRB 58	JLK TRB 58	JLK TRB 59	18.63	4.979204452	100.9255514	TNB Pole
201	JLK TRB 59	JLK TRB 59	JLK TRB 60	20.61	4.979278548	100.9253818	TNB Pole
202	JLK TRB 60	JLK TRB 60	JLK TRB 61	21.05	4.979361361	100.9252118	TNB Pole
203	JLK TRB 61	JLK TRB 61	JLK TRB 62	20.26	4.979489939	100.9250831	TNB Pole
204	JLK TRB 62	JLK TRB 62	JLK TRB 63	20.28	4.979636958	100.9249754	TNB Pole
205	JLK TRB 63	JLK TRB 63	JLK TRB 64	20.46	4.979803925	100.9248987	TNB Pole
206	JLK TRB 64	JLK TRB 64	JLK TRB 65	21.66	4.979995033	100.9248621	TNB Pole
207	JLK TRB 65	JLK TRB 65	JLK TRB 66	23.20	4.980203407	100.9248588	TNB Pole
208	JLK TRB 66	JLK TRB 66	JLK TRB 67	22.71	4.980407422	100.9248604	TNB Pole
209	JLK TRB 67	JLK TRB 67	JLK TRB 68	23.52	4.980605906	100.9249329	TNB Pole
210	JLK TRB 68	JLK TRB 68	JLK TRB 69	25.96	4.980812268	100.9250415	TNB Pole
211	JLK TRB 69	JLK TRB 69	JLK TRB 70	24.83	4.98100237	100.9251582	TNB Pole
212	JLK TRB 70	JLK TRB 70	JLK TRB 71	25.02	4.981180402	100.9252953	TNB Pole
213	JLK TRB 71	JLK TRB 71	JLK TRB 72	25.26	4.981357763	100.9254368	TNB Pole
214	JLK TRB 72	JLK TRB 72	JLK TRB 73	23.57	4.981533783	100.9255545	TNB Pole
215	JLK TRB 73	JLK TRB 73	JLK TRB 74	27.18	4.981750539	100.9256668	TNB Pole
216	JLK TRB 74	JLK TRB 74	JLK TRB 75	28.10	4.981994117	100.9257332	TNB Pole
217	JLK TRB 75	JLK TRB 75	JLK TRB 76	27.15	4.982237862	100.9257422	TNB Pole
218	JLK TRB 76	JLK TRB 76	JLK TRB 77	25.81	4.982469371	100.9257556	TNB Pole
219	JLK TRB 77	JLK TRB 77	JLK TRB 78	30.16	4.982739268	100.9257798	TNB Pole
220	JLK TRB 78	JLK TRB 78	JLK TRB 79	27.37	4.982985025	100.9257711	TNB Pole
221	JLK TRB 79	JLK TRB 79	JLK TRB 80	27.54	4.983232291	100.9257801	TNB Pole
222	JLK TRB 80	JLK TRB 80	JLK TRB 81	28.24	4.983479725	100.9258361	TNB Pole
223	JLK TRB 81	JLK TRB 81	JLK TRB 82	31.03	4.983741911	100.9259306	TNB Pole
224	JLK TRB 82	JLK TRB 82	JLK TRB 83	34.97	4.984029075	100.9260581	TNB Pole
225	JLK TRB 83	JLK TRB 83	JLK TRB 84	43.21	4.984366531	100.9262498	TNB Pole
226	JLK TRB 84	JLK TRB 84	JLK TRB 85	36.51	4.984641792	100.9264282	TNB Pole
227	JLK TRB 85	JLK TRB 85	JLK TRB 86	43.96	4.984970028	100.9266478	TNB Pole
228	JLK TRB 86	JLK TRB 86	JLK TRB 87	44.49	4.985324441	100.9268325	TNB Pole
229	JLK TRB 87	JLK TRB 87	JLK TRB 88	30.28	4.985566651	100.9269563	TNB Pole
230	JLK TRB 88	JLK TRB 88	JLK TRB 89	32.30	4.985821461	100.9270951	TNB Pole
231	JLK TRB 89	JLK TRB 89	JLK TRB 90	33.31	4.986085324	100.9272362	TNB Pole
232	JLK TRB 90	JLK TRB 90	JLK TRB 91	33.21	4.986357233	100.9273589	TNB Pole
233	JLK TRB 91	JLK TRB 91	JLK TRB 92	31.51	4.986609695	100.927487	TNB Pole
234	JLK TRB 92	JLK TRB 92	JLK TRB 93	31.40	4.986863164	100.9276107	TNB Pole
235	JLK TRB 93	JLK TRB 93	JLK TRB 94	35.43	4.987150496	100.9277475	TNB Pole
236	JLK TRB 94	JLK TRB 94	JLK TRB 95	35.21	4.987440007	100.9278749	TNB Pole
237	JLK TRB 95	JLK TRB 95	JLK TRB 96	32.38	4.987717951	100.9279607	TNB Pole

POLE AND FIBRE DISTRIBUTION LIST

No.	Pole ID	From Pole	To Pole	Distance (M)	Latitude	Longitude	Pole Type
238	JLK TRB 96	JLK TRB 96	JLK TRB 97	28.02	4.987962032	100.9280221	TNB Pole
239	JLK TRB 97	JLK TRB 97	JLK TRB 98	25.10	4.988184152	100.9280607	TNB Pole
240	JLK TRB 98	JLK TRB 98	JLK TRB 99	20.74	4.988368889	100.9280362	TNB Pole
241	JLK TRB 99	JLK TRB 99	JLK TRB 100	25.24	4.988594363	100.92806	TNB Pole
242	JLK TRB 100	JLK TRB 100	JLK TRB 101	21.22	4.988784129	100.9280781	TNB Pole
243	JLK TRB 101	JLK TRB 101	JLK TRB 102	35.82	4.989104318	100.9281096	TNB Pole
244	JLK TRB 102	JLK TRB 102	JLK TRB 103	40.29	4.989464404	100.9281458	TNB Pole
245	JLK TRB 103	JLK TRB 103	JLK TRB 104	39.49	4.989815438	100.9281968	TNB Pole
246	JLK TRB 104	JLK TRB 104	JLK TRB 105	37.36	4.990148535	100.928238	TNB Pole
247	JLK TRB 105	JLK TRB 105	JLK TRB 106	36.07	4.990444081	100.9283708	TNB Pole
248	JLK TRB 106	JLK TRB 106	JLK TRB 107	33.26	4.990707943	100.9285109	TNB Pole
249	JLK TRB 107	JLK TRB 107	JLK TRB 108	32.66	4.990959736	100.9286615	TNB Pole
250	JLK TRB 108	JLK TRB 108	JLK TRB 109	34.71	4.991231309	100.9288147	TNB Pole
251	JLK TRB 109	JLK TRB 109	JLK TRB 110	31.09	4.99147254	100.9289555	TNB Pole
252	JLK TRB 110	JLK TRB 110	JLK TRB 111	30.92	4.991711928	100.9290963	TNB Pole
253	JLK TRB 111	JLK TRB 111	JLK TRB 112	33.64	4.991969755	100.9292539	TNB Pole
254	JLK TRB 112	JLK TRB 112	JLK TRB 113	29.71	4.992199922	100.929389	TNB Pole
255	JLK TRB 113	JLK TRB 113	JLK TRB 114	31.58	4.9924435	100.9295345	TNB Pole
256	JLK TRB 114	JLK TRB 114	JLK TRB 115	29.85	4.992678529	100.9296636	TNB Pole
257	JLK TRB 115	JLK TRB 115	JLK TRB 116	26.28	4.992881033	100.929785	TNB Pole
258	JLK TRB 116	JLK TRB 116	JLK TRB 117	24.35	4.993069293	100.9298963	TNB Pole
259	JLK TRB 117	JLK TRB 117	JLK TRB 118	26.11	4.993265094	100.9300254	TNB Pole
260	JLK TRB 118	JLK TRB 118	JLK TRB 119	27.47	4.993493585	100.9301186	TNB Pole
261	JLK TRB 119	JLK TRB 119	JLK TRB 120	27.81	4.993704977	100.9302517	TNB Pole
262	JLK TRB 120	JLK TRB 120	JLK TRB 121	26.02	4.99389776	100.9303838	TNB Pole
263	JLK TRB 121	JLK TRB 121	JLK TRB 122	24.63	4.994069757	100.9305229	TNB Pole
264	JLK TRB 122	JLK TRB 122	JLK TRB 123	24.96	4.994239742	100.9306691	TNB Pole
265	JLK TRB 123	JLK TRB 123	JLK TRB 124	23.15	4.994380726	100.930822	TNB Pole
266	JLK TRB 124	JLK TRB 124	JLK TRB 125	36.56	4.9945316	100.9311137	TNB Pole
267	JLK TRB 125	JLK TRB 125	JLK TRB 126	35.73	4.994654814	100.9314101	TNB Pole
268	JLK TRB 126	JLK TRB 126	JLK TRB 127	36.59	4.994751373	100.9317242	TNB Pole
269	JLK TRB 127	JLK TRB 127	JLK TRB 128	35.65	4.994800491	100.9320407	TNB Pole
270	JLK TRB 128	JLK TRB 128	JLK TRB 129	26.36	4.994793786	100.9322774	TNB Pole
271	JLK TRB 129	JLK TRB 129	JLK TRB 130	26.30	4.994742656	100.9325081	TNB Pole
272	JLK TRB 130	JLK TRB 130	JLK TRB 131	23.63	4.994665543	100.9327059	TNB Pole
273	JLK TRB 131	JLK TRB 131	JLK TRB 132	28.96	4.994572001	100.9329486	TNB Pole
274	JLK TRB 132	JLK TRB 132	JLK TRB 133	28.29	4.994493546	100.9331904	TNB Pole
275	JLK TRB 133	JLK TRB 133	JLK TRB 134	34.81	4.994397992	100.9334881	TNB Pole
276	JLK TRB 134	JLK TRB 134	JLK TRB 135	34.90	4.994265055	100.9337721	TNB Pole
277	JLK TRB 135	JLK TRB 135	JLK TRB 136	28.13	4.994133795	100.933988	TNB Pole
278	JLK TRB 136	JLK TRB 136	JLK TRB 137	27.70	4.993991135	100.9341918	TNB Pole
279	JLK TRB 137	JLK TRB 137	JLK TRB 138	26.38	4.993846966	100.9343799	TNB Pole
280	JLK TRB 138	JLK TRB 138	JLK TRB 139	28.46	4.993685866	100.9345784	TNB Pole
281	JLK TRB 139	JLK TRB 139	JLK TRB 140	25.92	4.993550917	100.9347682	TNB Pole
282	JLK TRB 140	JLK TRB 140	JLK TRB 141	20.96	4.993442455	100.9349221	TNB Pole
283	JLK TRB 141	JLK TRB 141	JLK TRB 142	18.58	4.993456537	100.9350884	TNB Pole
284	JLK TRB 142	JLK TRB 142	JLK TRB 143	23.81	4.993513534	100.9352946	TNB Pole
285	JLK TRB 143	JLK TRB 143	JLK TRB 144	27.96	4.993606405	100.9355279	TNB Pole
286	JLK TRB 144	JLK TRB 144	JLK TRB 145	28.54	4.993742025	100.9357455	TNB Pole
287	JLK TRB 145	JLK TRB 145	JLK TRB 146	28.21	4.993876303	100.9359604	TNB Pole
288	JLK TRB 146	JLK TRB 146	JLK TRB 147	26.84	4.994014604	100.9361579	TNB Pole
289	JLK TRB 147	JLK TRB 147	JLK TRB 148	26.72	4.994129771	100.9363685	TNB Pole
290	JLK TRB 148	JLK TRB 148	JLK TRB 149	29.83	4.994252818	100.9366065	TNB Pole
291	JLK TRB 149	JLK TRB 149	JLK TRB 150	29.92	4.994359268	100.9368533	TNB Pole
292	JLK TRB 150	JLK TRB 150	JLK TRB 151	28.51	4.994469238	100.9370846	TNB Pole
293	JLK TRB 151	JLK TRB 151	JLK TRB 152	30.66	4.994606702	100.9373233	TNB Pole
294	JLK TRB 152	JLK TRB 152	JLK TRB 153	25.43	4.99475305	100.9374987	TNB Pole
295	JLK TRB 153	JLK TRB 153	JLK TRB 154	31.77	4.994960418	100.9376948	TNB Pole
296	JLK TRB 154	JLK TRB 154	JLK TRB 155	31.07	4.995162589	100.9378873	TNB Pole
297	JLK TRB 155	JLK TRB 155	JLK TRB 156	28.28	4.995335592	100.9380733	TNB Pole
298	JLK TRB 156	JLK TRB 156	JLK TRB 157	36.65	4.995470205	100.9383737	TNB Pole
299	JLK TRB 157	JLK TRB 157	JLK TRB 158	28.97	4.995519659	100.9386292	TNB Pole
300	JLK TRB 158	JLK TRB 158	JLK TRB 159	32.68	4.995612195	100.9389078	TNB Pole
301	JLK TRB 159	JLK TRB 159	JLK TRB 160	21.58	4.995686626	100.9390869	TNB Pole
302	JLK TRB 160	JLK TRB 160	JLK TRB 161	28.62	4.995841524	100.9392921	TNB Pole
303	JLK TRB 161	JLK TRB 161	JLK TRB 162	25.80	4.995976472	100.9394805	TNB Pole
304	JLK TRB 162	JLK TRB 162	JLK TRB 163	22.29	4.996119468	100.9396206	TNB Pole
305	JLK TRB 163	JLK TRB 163	JLK TRB 164	29.50	4.996251063	100.9398506	TNB Pole
306	JLK TRB 164	JLK TRB 164	JLK TRB 165	30.69	4.996313257	100.9401192	TNB Pole
307	JLK TRB 165	JLK TRB 165	JLK TRB 166	28.02	4.996375954	100.9403629	TNB Pole
308	JLK TRB 166	JLK TRB 166	JLK TRB 167	22.86	4.996423395	100.9405628	TNB Pole
309	JLK TRB 167	JLK TRB 167	JLK TRB 168	22.43	4.996465137	100.9407599	TNB Pole
310	JLK TRB 168	JLK TRB 168	JLK TRB 169	25.41	4.996549962	100.9409718	TNB Pole
311	JLK TRB 169	JLK TRB 169	JLK TRB 170	21.36	4.99662389	100.9411488	TNB Pole
312	JLK TRB 170	JLK TRB 170	JLK TRB 171	20.05	4.996727658	100.941296	TNB Pole
313	JLK TRB 171	JLK TRB 171	JLK TRB 172	22.26	4.996848525	100.9414553	TNB Pole
314	JLK TRB 172	JLK TRB 172	JLK TRB 173	22.55	4.996974925	100.9416135	TNB Pole
315	JLK TRB 173	JLK TRB 173	JLK TRB 174	31.35	4.997161506	100.9418244	TNB Pole
316	JLK TRB 174	JLK TRB 174	JLK TRB 175	27.84	4.997308189	100.9420269	TNB Pole

POLE AND FIBRE DISTRIBUTION LIST

No.	Pole ID	From Pole	To Pole	Distance (M)	Latitude	Longitude	Pole Type
317	JLK TRB 175	JLK TRB 175	JLK TRB 176	26.66	4.997439114	100.9422274	TNB Pole
318	JLK TRB 176	JLK TRB 176	JLK TRB 177	25.97	4.997558305	100.9424279	TNB Pole
319	JLK TRB 177	JLK TRB 177	JLK TRB 178	28.67	4.997696606	100.9426452	TNB Pole
320	JLK TRB 178	JLK TRB 178	JLK TRB 179	30.30	4.997841613	100.9428755	TNB Pole
321	JLK TRB 179	JLK TRB 179	JLK TRB 180	25.99	4.997991817	100.9430542	TNB Pole
322	JLK TRB 180	JLK TRB 180	JLK TRB 181	29.83	4.998223661	100.9431886	TNB Pole
323	JLK TRB 181	JLK TRB 181	JLK TRB 182	29.33	4.998469586	100.9432832	TNB Pole
324	JLK TRB 182	JLK TRB 182	JLK TRB 183	40.44	4.998815255	100.9433948	TNB Pole
325	JLK TRB 183	JLK TRB 183	KK A 2	59.02	4.99934298	100.9434455	TNB Pole
326	KK A 2	KK A 2	KK A 3	46.14	4.999756711	100.9434699	TNB Pole
327	KK A 3	KK A 3	KK A 4	35.01	5.000055857	100.943567	TNB Pole
328	KK A 4	KK A 4	KK A 5	31.22	5.000287788	100.9437248	TNB Pole
329	KK A 5	KK A 5	KK A 6	28.53	5.000483925	100.9438897	TNB Pole
330	KK A 6	KK A 6	KK A 7	30.00	5.000694646	100.9440577	TNB Pole
331	KK A 7	KK A 7	KK A 8	30.02	5.000902014	100.94423	TNB Pole
332	KK A 8	KK A 8	KK A 9	32.78	5.001135534	100.9444094	TNB Pole
333	KK A 9	KK A 9	KK A 10	31.83	5.001364695	100.9445804	TNB Pole
334	KK A 10	KK A 10	KK A 11	31.46	5.00159	100.944751	TNB Pole
335	KK A 11	KK A 11	KK A 12	35.24	5.001859562	100.944917	TNB Pole
336	KK A 12	KK A 12	Np9m09	37.88	5.00218193	100.945026	TNB Pole
337	Np9m09	Np9m09	np9m10	11.76	5.002286201	100.9450427	New Pole
338	np9m10	np9m10	KK A 14	16.36	5.002365997	100.9449193	New Pole
339	KK A 14	KK A 14	np07	42.21	5.00274268	100.9449626	TNB Pole
340	np07	np07	JB30 01	37.39	5.003056666	100.945082	New Pole
341	JB30 01	JB30 01	JB30 02	1.86	5.003064	100.945097	Mainhole
342	JB30 02	JB30 02	np08	288.58	5.005256	100.946481	Mainhole
343	np08	np08	np08A	2.55	5.005278038	100.9464747	New Pole
344	np08A	np08A	np09	41.35	5.005649189	100.9464593	New Pole
345	np09	np09	np09A	37.20	5.005975955	100.9463895	New Pole
346	np09A	np09A	np09B	27.70	5.00622468	100.9463983	New Pole
347	np09B	np09B	np09C	38.82	5.006573153	100.9464107	New Pole
348	np09C	np09C	np09D	36.62	5.006902123	100.946411	New Pole
349	np09D	np09D	np9m11	40.58	5.007264842	100.9464473	New Pole
350	np9m11	np9m11	np9m12	48.38	5.007682444	100.9465676	New Pole
351	np9m12	np9m12	RB 11	20.11	5.007654403	100.9467461	New Pole
352	RB 11	RB 11	RB 12	9.36	5.007735612	100.9467677	TNB Pole
353	RB 12	RB 12	RB 13	33.06	5.00800685	100.9468888	TNB Pole
354	RB 13	RB 13	RB 14	31.60	5.008283453	100.9469525	TNB Pole
355	RB 14	RB 14	RB 15	31.13	5.00856257	100.9469696	TNB Pole
356	RB 15	RB 15	RB 16	31.03	5.008841185	100.9469608	TNB Pole
357	RB 16	RB 16	RB 17	26.03	5.009074705	100.9469736	TNB Pole
358	RB 17	RB 17	RB 18	27.96	5.009325827	100.9469776	TNB Pole
359	RB 18	RB 18	RB 19	24.63	5.009490112	100.9471258	TNB Pole
360	RB 19	RB 19	RB 20	40.49	5.009680213	100.9474359	TNB Pole
361	RB 20	RB 20	RB 21	41.46	5.009945752	100.9476971	TNB Pole
362	RB 21	RB 21	RB 22	40.39	5.01027097	100.947858	TNB Pole
363	RB 22	RB 22	RB 23	36.72	5.010570539	100.9479962	TNB Pole
364	RB 23	RB 23	RB 24	40.19	5.010898272	100.9481477	TNB Pole
365	RB 24	RB 24	RB 25	41.98	5.011244612	100.9482969	TNB Pole
366	RB 25	RB 25	RB 26	47.68	5.011642752	100.9484548	TNB Pole
367	RB 26	RB 26	RB 27	44.27	5.012012729	100.9486007	TNB Pole
368	RB 27	RB 27	RB 28	37.88	5.012336439	100.9487056	TNB Pole
369	RB 28	RB 28	np9m13	30.48	5.012601307	100.948775	TNB Pole
370	np9m13	np9m13	np9m14	5.35	5.01255353	100.9487697	New Pole
371	np9m14	np9m14	RB 29	35.57	5.012832815	100.9486144	New Pole
372	RB 29	RB 29	RB 30	8.33	5.012905905	100.9486305	TNB Pole
373	RB 30	RB 30	RB 31	46.42	5.013316283	100.9487043	TNB Pole
374	RB 31	RB 31	RB 32	56.08	5.013784664	100.9488897	TNB Pole
375	RB 32	RB 32	RB 33	46.13	5.014190683	100.9489725	TNB Pole
376	RB 33	RB 33	RB 34	42.23	5.014566192	100.9489185	TNB Pole
377	RB 34	RB 34	RB 35	39.80	5.01492256	100.9489504	TNB Pole
378	RB 35	RB 35	RB 36	42.18	5.01530095	100.9489338	TNB Pole
379	RB 36	RB 36	RB 37	50.58	5.015752567	100.9489883	TNB Pole
380	RB 37	RB 37	RB 38	36.33	5.016078791	100.948996	TNB Pole
381	RB 38	RB 38	RB 39	30.50	5.016343324	100.9490674	TNB Pole
382	RB 39	RB 39	RB 40	27.43	5.016589751	100.949065	TNB Pole
383	RB 40	RB 40	RB 41	22.19	5.016788905	100.9490741	TNB Pole
384	RB 41	RB 41	RB 42	33.16	5.017085122	100.9491056	TNB Pole
385	RB 42	RB 42	RB 43	28.68	5.017329874	100.9491861	TNB Pole
386	RB 43	RB 43	RB 44	30.62	5.017591724	100.9492702	TNB Pole
387	RB 44	RB 44	RB 45	28.02	5.017836979	100.9493269	TNB Pole
388	RB 45	RB 45	RB 46	28.17	5.018089777	100.9493386	TNB Pole
389	RB 46	RB 46	RB 47	25.43	5.018317262	100.9493182	TNB Pole
390	RB 47	RB 47	RB 48	24.42	5.018536365	100.9493074	TNB Pole
391	RB 48	RB 48	RB 49	23.84	5.018750438	100.9493014	TNB Pole
392	RB 49	RB 49	RB 50	29.25	5.019011283	100.9493333	TNB Pole
393	RB 50	RB 50	RB 51	23.56	5.019222004	100.949353	TNB Pole
394	RB 51	RB 51	RB 52	27.88	5.019466421	100.9494077	TNB Pole
395	RB 52	RB 52	RB 53	32.03	5.01975107	100.9494499	TNB Pole

POLE AND FIBRE DISTRIBUTION LIST

No.	Pole ID	From Pole	To Pole	Distance (M)	Latitude	Longitude	Pole Type
396	RB 53	RB 53	KSA 16 A	31.22	5.020031529	100.9494506	TNB Pole
397	KSA 16 A	KSA 16 A	KSA 15 A	26.00	5.020265048	100.9494543	TNB Pole
398	KSA 15 A	KSA 15 A	KSA 14 A	30.78	5.020541316	100.9494439	TNB Pole
399	KSA 14 A	KSA 14 A	KSA 13 A	40.87	5.020902241	100.9495113	TNB Pole
400	KSA 13 A	KSA 13 A	KSA 12 A	39.99	5.021251934	100.9495934	TNB Pole
401	KSA 12 A	KSA 12 A	KSA 11 A	41.26	5.021601627	100.9494707	TNB Pole
402	KSA 11 A	KSA 11 A	KSA 10 A	36.24	5.021871524	100.9492887	TNB Pole
403	KSA 10 A	KSA 10 A	KSA 9 A	31.23	5.022113426	100.9491465	TNB Pole
404	KSA 9 A	KSA 9 A	KSA 8 A	36.86	5.022417018	100.9490144	TNB Pole
405	KSA 8 A	KSA 8 A	KSA 7 A	37.30	5.02273486	100.9489085	TNB Pole
406	KSA 7 A	KSA 7 A	KSA 6 A	40.31	5.0230869	100.9488236	TNB Pole
407	KSA 6 A	KSA 6 A	KSA 5 A	41.45	5.023447992	100.9487328	TNB Pole
408	KSA 5 A	KSA 5 A	KSA 4 A	38.87	5.023781927	100.9486309	TNB Pole
409	KSA 4 A	KSA 4 A	KSA 3 A	45.25	5.024181074	100.9485541	TNB Pole
410	KSA 3 A	KSA 3 A	RB 59	51.65	5.024639061	100.9486282	TNB Pole
411	RB 59	RB 59	RB 60	42.73	5.02501742	100.9486929	TNB Pole
412	RB 60	RB 60	RB 61	42.07	5.025390415	100.9487536	TNB Pole
413	RB 61	RB 61	RB 62	34.90	5.02570306	100.9487301	TNB Pole
414	RB 62	RB 62	RB 63	45.88	5.02611327	100.9487697	TNB Pole
415	RB 63	RB 63	RB 64	48.54	5.026513925	100.9489417	TNB Pole
416	RB 64	RB 64	RB 65	35.61	5.026802933	100.9490788	TNB Pole
417	RB 65	RB 65	RB 66	35.57	5.027099149	100.9491985	TNB Pole
418	RB 66	RB 66	RB 67	14.39	5.027220687	100.9492424	TNB Pole
419	RB 67	RB 67	np10	43.98	5.027578091	100.9494107	TNB Pole
420	np10	np10	np11	37.74	5.027885707	100.9495532	New Pole
421	np11	np11	np12	31.02	5.028146887	100.9496504	New Pole
422	np12	np12	np13	30.35	5.028401362	100.9497483	New Pole
423	np13	np13	np14	33.09	5.028665224	100.9498851	New Pole
424	np14	np14	np15	28.92	5.02889405	100.9500082	New Pole
425	np15	np15	np16	29.63	5.029103765	100.9501721	New Pole
426	np16	np16	np17	22.63	5.029263021	100.9502985	New Pole
427	np17	np17	np18	22.53	5.029423954	100.9504212	New Pole
428	np18	np18	np19	27.25	5.02964641	100.9505235	New Pole
429	np19	np19	np20	30.75	5.029918654	100.9505701	New Pole
430	np20	np20	MRS M C 7/8	33.46	5.030216882	100.9505329	New Pole
431	MRS M C 7/8	MRS M C 7/8	MRS M C 7/7	41.99	5.030591218	100.9505791	TNB Pole
432	MRS M C 7/7	MRS M C 7/7	MRS M C 7/6	39.04	5.03094024	100.9506137	TNB Pole
433	MRS M C 7/6	MRS M C 7/6	MRS M C 7/5	38.49	5.031285575	100.9506311	TNB Pole
434	MRS M C 7/5	MRS M C 7/5	MRS M C 7/4	42.64	5.031663766	100.9506918	TNB Pole
435	MRS M C 7/4	MRS M C 7/4	MRS M C 7/3	37.64	5.031980267	100.9508108	TNB Pole
436	MRS M C 7/3	MRS M C 7/3	MRS M C 7/2	37.84	5.032280171	100.9509707	TNB Pole
437	MRS M C 7/2	MRS M C 7/2	MRS M C 7/1	30.88	5.032520732	100.9511089	TNB Pole
438	MRS M C 7/1	MRS M C 7/1	np9m15	28.23	5.032743188	100.9512306	TNB Pole
439	np9m15	np9m15	np9m16	33.84	5.033026328	100.9511199	New Pole
440	np9m16	np9m16	MRS M C 4	29.37	5.033235708	100.9512805	New Pole
441	MRS M C 4	MRS M C 4	MRS M C 3	34.49	5.033239396	100.9515903	TNB Pole
442	MRS M C 3	MRS M C 3	MRS M C 2	53.34	5.033624796	100.951875	TNB Pole
443	MRS M C 2	MRS M C 2	MRS M 2	41.83	5.033983877	100.9519856	TNB Pole
444	MRS M 2	MRS M 2	MRS M 3	28.67	5.034241369	100.9519829	TNB Pole
445	MRS M 3	MRS M 3	MRS M 4	32.89	5.034534903	100.9519491	TNB Pole
446	MRS M 4	MRS M 4	MRS M 5	39.65	5.034885602	100.9520114	TNB Pole
447	MRS M 5	MRS M 5	MRS M 6	37.25	5.035214005	100.9520758	TNB Pole
448	MRS M 6	MRS M 6	MRS M 7	33.38	5.035513239	100.9520956	TNB Pole
449	MRS M 7	MRS M 7	MRS M 8	29.31	5.035776095	100.95211	TNB Pole
450	MRS M 8	MRS M 8	MRS M 9	35.85	5.036097961	100.9521211	TNB Pole
451	MRS M 9	MRS M 9	MRS M 10	35.40	5.036415635	100.9521362	TNB Pole
452	MRS M 10	MRS M 10	MRS M 11	33.62	5.036717551	100.9521445	TNB Pole
453	MRS M 11	MRS M 11	MRS M 12	32.94	5.037013432	100.9521439	TNB Pole
454	MRS M 12	MRS M 12	MRS M 13	29.28	5.037276288	100.9521355	TNB Pole
455	MRS M 13	MRS M 13	MRS M 14	28.18	5.037528416	100.952113	TNB Pole
456	MRS M 14	MRS M 14	MRS M 15	31.84	5.037817401	100.9520993	TNB Pole
457	MRS M 15	MRS M 15	MRS M 16	30.55	5.038087489	100.9520761	TNB Pole
458	MRS M 16	MRS M 16	MRS M 17	36.73	5.038414216	100.9520302	TNB Pole
459	MRS M 17	MRS M 17	MRS M 18	44.51	5.038794251	100.9519058	TNB Pole
460	MRS M 18	MRS M 18	MRS M 19	57.02	5.039250394	100.9516728	TNB Pole
461	MRS M 19	MRS M 19	MRS M 20	68.01	5.039801253	100.9514086	TNB Pole
462	MRS M 20	MRS M 20	np9m17	62.44	5.040326463	100.9512118	TNB Pole
463	np9m17	np9m17	np9m18	5.71	5.040376587	100.9512007	New Pole
464	np9m18	np9m18	MRS M 21	33.40	5.040617818	100.9513791	New Pole
465	MRS M 21	MRS M 21	MRS M 22	5.82	5.040669786	100.9513851	TNB Pole
466	MRS M 22	MRS M 22	MRS M 23	43.34	5.041008247	100.9515776	TNB Pole
467	MRS M 23	MRS M 23	MRS M 24	39.85	5.041271942	100.9518197	TNB Pole
468	MRS M 24	MRS M 24	MRS M 25	45.96	5.041668741	100.9519337	TNB Pole
469	MRS M 25	MRS M 25	MRS M 26	35.45	5.04198675	100.9519169	TNB Pole
470	MRS M 26	MRS M 26	np9m19	27.92	5.042235525	100.9518847	TNB Pole
471	np9m19	np9m19	np9m20	4.56	5.042275591	100.9518931	New Pole
472	np9m20	np9m20	MRS M 27	35.15	5.042574489	100.9517912	New Pole
473	MRS M 27	MRS M 27	MRS M 28	3.67	5.042543476	100.9517801	TNB Pole
474	MRS M 28	MRS M 28	MRS M 29	44.09	5.042921165	100.9518995	TNB Pole

POLE AND FIBRE DISTRIBUTION LIST

No.	Pole ID	From Pole	To Pole	Distance (M)	Latitude	Longitude	Pole Type
475	MRSM 29	MRSM 29	MRSM 30	45.24	5.043290639	100.9520688	TNB Pole
476	MRSM 30	MRSM 30	MRSM 31	39.15	5.043576797	100.9522733	TNB Pole
477	MRSM 31	MRSM 31	MRSM 32	32.70	5.043817023	100.9524423	TNB Pole
478	MRSM 32	MRSM 32	MRSM 33	33.31	5.044064457	100.9526106	TNB Pole
479	MRSM 33	MRSM 33	MRSM 34	33.62	5.044348268	100.9527138	TNB Pole
480	MRSM 34	MRSM 34	MRSM 35	28.05	5.044595702	100.9527615	TNB Pole
481	MRSM 35	MRSM 35	MRSM 36	23.64	5.044807596	100.9527749	TNB Pole
482	MRSM 36	MRSM 36	MRSM 37	29.18	5.045065759	100.9528201	TNB Pole
483	MRSM 37	MRSM 37	MRSM 38	46.67	5.04548016	100.9528838	TNB Pole
484	MRSM 38	MRSM 38	np9m21	49.25	5.045900932	100.9530206	TNB Pole
485	np9m21	np9m21	np9m22	4.63	5.045862542	100.9530045	New Pole
486	np9m22	np9m22	PAT 47	20.24	5.045926077	100.9531748	New Pole
487	PAT 47	PAT 47	PAT 46	3.35	5.045954408	100.9531648	TNB Pole
488	PAT 46	PAT 46	PAT 45	41.81	5.046230676	100.9534193	TNB Pole
489	PAT 45	PAT 45	PAT 44	44.33	5.046447599	100.9537352	TNB Pole
490	PAT 44	PAT 44	PAT 43	53.49	5.046681454	100.954173	TNB Pole
491	PAT 43	PAT 43	PAT 42	58.64	5.046845404	100.9546735	TNB Pole
492	PAT 42	PAT 42	PAT 41	61.83	5.046830149	100.9552287	TNB Pole
493	PAT 41	PAT 41	PAT 40	30.40	5.046820426	100.9555017	TNB Pole
494	PAT 40	PAT 40	np21	34.91	5.046828808	100.9558151	TNB Pole
495	np21	np21	np22	20.89	5.046890164	100.9559255	New Pole
496	np22	np22	AT 2	24.24	5.046995105	100.9561833	New Pole
497	AT 2	AT 2	AT 3	28.56	5.04718638	100.9563543	TNB Pole
498	AT 3	AT 3	AT 4	34.33	5.047470694	100.9564736	TNB Pole
499	AT 4	AT 4	AT 5	30.72	5.047734557	100.9565544	TNB Pole
500	AT 5	AT 5	AT 6	37.84	5.048028762	100.9567248	TNB Pole
501	AT 6	AT 6	AT 7	36.66	5.048276866	100.9569413	TNB Pole
502	AT 7	AT 7	AT 8	33.45	5.048487587	100.9571556	TNB Pole
503	AT 8	AT 8	AT 9	33.54	5.048696632	100.9573725	TNB Pole
504	AT 9	AT 9	AT 10	36.07	5.04891607	100.9576109	TNB Pole
505	AT 10	AT 10	AT 11	33.79	5.049118409	100.9578372	TNB Pole
506	AT 11	AT 11	AT 12	33.55	5.049326951	100.9580548	TNB Pole
507	AT 12	AT 12	AT 13	39.97	5.049574049	100.9583153	TNB Pole
508	AT 13	AT 13	AT 14	39.53	5.049861213	100.9585242	TNB Pole
509	AT 14	AT 14	AT 15	46.40	5.050264383	100.9586301	TNB Pole
510	AT 15	AT 15	AT 16	53.25	5.050740978	100.9586714	TNB Pole
511	AT 16	AT 16	AT 17	58.75	5.051265014	100.9587341	TNB Pole
512	AT 17	AT 17	AT 18	53.75	5.051746136	100.9587743	TNB Pole
513	AT 18	AT 18	AT 19	47.15	5.052153664	100.958659	TNB Pole
514	AT 19	AT 19	KT 17A	49.13	5.052538058	100.958442	TNB Pole
515	KT 17A	KT 17A	KT 16A	37.18	5.052800244	100.9582352	TNB Pole
516	KT 16A	KT 16A	KT 15A	38.73	5.053083384	100.9580333	TNB Pole
517	KT 15A	KT 15A	KT 14A	32.25	5.053344229	100.9579069	TNB Pole
518	KT 14A	KT 14A	KT 13A	25.47	5.053549586	100.957806	TNB Pole
519	KT 13A	KT 13A	KT 12A	34.61	5.053856531	100.9577564	TNB Pole
520	KT 12A	KT 12A	KT 11A	40.41	5.054218965	100.9577775	TNB Pole
521	KT 11A	KT 11A	KT 10A	40.73	5.054584583	100.9577919	TNB Pole
522	KT 10A	KT 10A	KT 9A	20.81	5.054759597	100.9578576	TNB Pole
523	KT 9A	KT 9A	KT 8A	39.31	5.055065872	100.9580333	TNB Pole
524	KT 8A	KT 8A	np23	39.10	5.055321017	100.9582747	TNB Pole
525	np23	np23	np23	29.95	5.055479268	100.9584923	New Pole