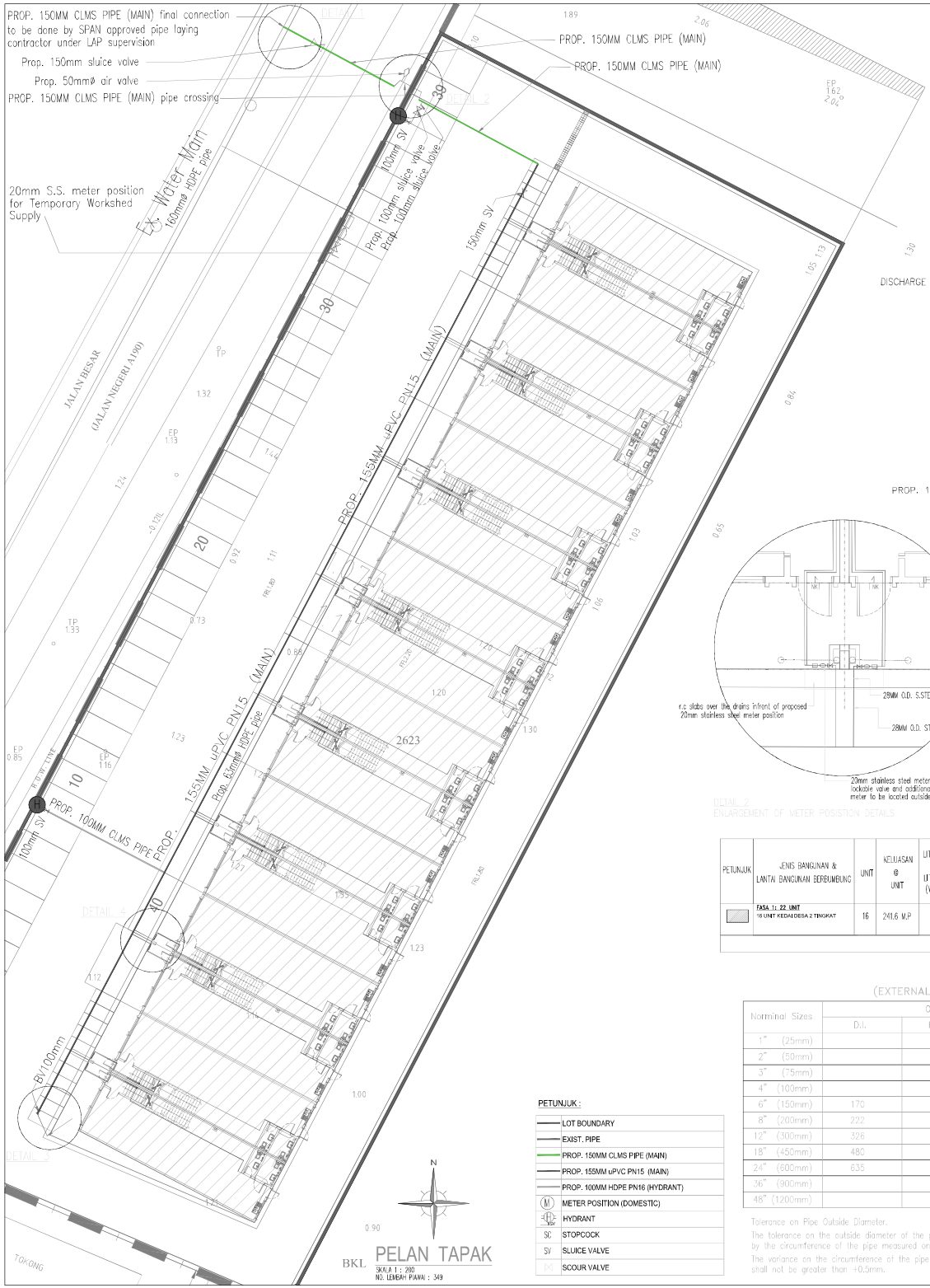

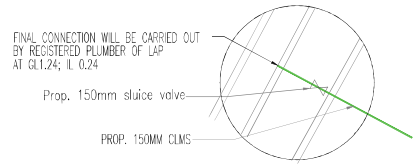

DETAIL 1
ENLARGEMENT OF FINAL CONNECTION DETAILS

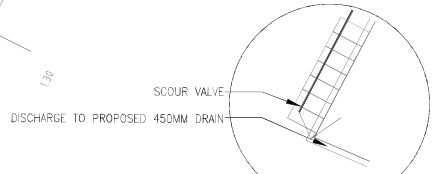

DETAIL 3
ENLARGEMENT OF BLOW VALVE DETAILS

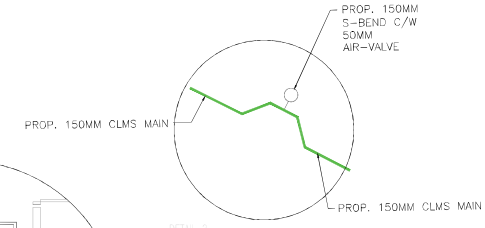

DETAIL 2
ENLARGEMENT OF S-BEND

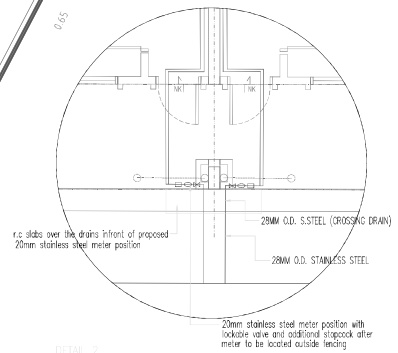

DETAIL 2
ENLARGEMENT OF METER POSISTION DETAILS

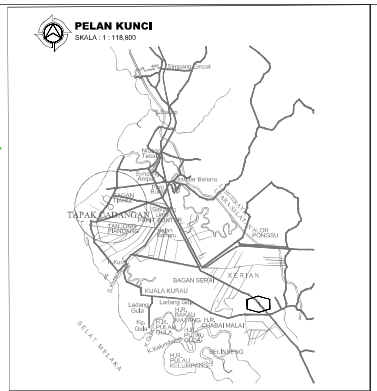

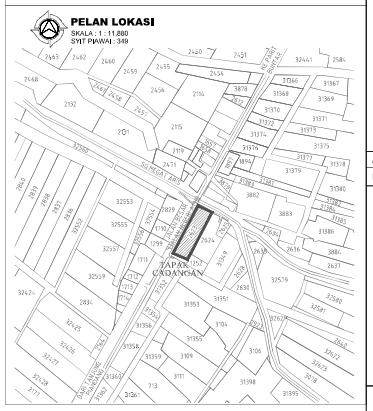

PETUNJUK	JENIS BANGUNAN & LANTAI BANGUNAN BERBUMBUNG	UNIT	KELUASAN @ UNIT	LITER/SEHARI/UNIT @ LITER/SEHARI/M.P (WATER DEMAND)	JUMLAH LITER/SEHARI (REQ)	JUMLAH LITER/SEHARI (PROV)	TEMPORARY METER 20MM	DOMESTIC METER 20MM
	FASA 1: 22 UNIT 16 UNIT KEDAI DESA 2 TINGKAT	16	241.6 M.P	3,000	48,000	48,000	1 NOS	16 NOS
				JUMLAH	48,000	48,000	1 NOS	16 NOS

UKURAN SEBENAR (ACTUAL LENGTH) DALAM PAIP NOD BERPANDUKAN PELAN TATASUSUNAN ADALAH SEPERTI BERIKUT:

FROM NODE TO NODE	LENGTH / CLMS PIPE	LENGTH / uPVC PIPE
1 – 2	14.35M / 150MM CLMS	– / 155MM uPVC PN15
2 – 3	11.95M / 150MM CLMS	– / 155MM uPVC PN15
3 – 4	– / 150MM CLMS	5.80M / 155MM uPVC PN15
4 – 5	– / 150MM CLMS	12.2M / 155MM uPVC PN15
2 – 6	– / 150MM CLMS	12.2M / 155MM uPVC PN15
6 – 7	– / 150MM CLMS	12.2M / 155MM uPVC PN15
7 – 8	– / 150MM CLMS	12.2M / 155MM uPVC PN15
8 – 9	– / 150MM CLMS	12.2M / 155MM uPVC PN15
9 – 10	– / 150MM CLMS	6.10M / 155MM uPVC PN15
10 – 11	– / 150MM CLMS	6.10M / 155MM uPVC PN15
11 – 12	– / 150MM CLMS	12.2M / 155MM uPVC PN15
12 – 13	– / 150MM CLMS	3.40M / 155MM uPVC PN15
JUMLAH	26.3M / 150MM CLMS	94.60M / 155MM uPVC PN15

(EXTERNAL MAINS)

Norminal Sizes	OD Sizes D.I.	OD Sizes HDPE	OD Sizes MILD STEEL
1" (25mm)		32	
2" (50mm)		63	
3" (75mm)		90	
4" (100mm)		125	
6" (150mm)	170	180	177.3
8" (200mm)	222		232.2
12" (300mm)	326		345.4
18" (450mm)	480		507.0
24" (600mm)	635		635.0
36" (900mm)			945.0
48" (1200mm)			1255.0

Tolerance on Pipe Outside Diameter.
The tolerance on the outside diameter of the pipe shall be controlled by the circumference of the pipe measured on the outside.
The variance on the circumference of the pipe measured on the outside shall not be greater than +0.5mm.

PBAPP SPECIFICATION FOR MILD STEEL PIPES

Nominal Diameter (DN)	Outside Diameter Specification (mm)	Outside Diameter Tolerance (mm)		Concrete Lining Specification (mm)	Concrete Lining Tolerance (mm)	Minimum Bitumen Lining
150	168.3	±1.3	3.6	10	+3,−0	6
200	219.1	±1.6	4.0	10	+3,−0	6
250	273.0	±2.1	4.0	10	+3,−0	6
300	323.9	±2.4	4.0	10	+3,−0	6
350	355.6	±2.7	4.5	13	+3,−0	6
400	406.4	±3.0	4.5	13	+3,−0	6
450	457.0	±3.4	5.0	13	+3,−0	6
500	508.0	±3.8	5.0	13	+3,−0	6
600	610.0	±4.6	6.3	13	+3,−0	6
650	660.0	±4.9	6.3	19	+6,−0	6
700	711.0	±5.3	6.3	19	+6,−0	6
750	762.0	±5.7	6.3	19	+6,−0	6
800	813.0	±6.0	7.1	19	+6,−0	6
850	864.0	±6.0	7.1	19	+6,−0	6
900	914.0	±6.0	8.0	19	+6,−0	6
1000	1016.0	±6.0	8.0	19	+6,−0	6
1200	1219.0	±6.0	10.0	25	+6,−0	6
1400	1422.0	±6.0	10.0	25	+6,−0	6
1600	1626.0	±6.0	11.0	25	+6,−0	6
1800	1829.0	±6.0	12.5	25	+6,−0	6

PETUNJUK :

- LOT BOUNDARY
- EXIST. PIPE
- PROP. 150MM CLMS PIPE (MAIN)
- PROP. 155MM uPVC PN15 (MAIN)
- PROP. 100MM HDPE PN16 (HYDRANT)
- (M) METER POSITION (DOMESTIC)
- HYDRANT
- SC STOPCOCK
- SV SLUICE VALVE
- SCOUR VALVE

CONSTRUCTION DRAWING

05/08/2024

APPROVED B/P NO. :

DATE OF APPROVAL :

TANDATANGAN PEMILIK TANAH DAN BANGUNAN :

NAMA : KHOR GIN TIAM (Pengarah Urusan)
No K/P : 721205-07-5779
ALAMAT : 1932, JALAN SUNGAI UDANG, 14310 NIBONG TEBAL, PULAU PINANG.
TEL NO : 04-5862 888 FAX NO : 04-5982 555

PROJEK :

CADANGAN MEMBINA SKIM PERNIAGAAN YANG MENGANDUNGI :

a. 16 UNIT KEDAI DESA 2 TINGKAT
b. 1 UNIT PENCAWANG ELEKTRIK PADAT

DI ATAS LOT 2623, MUKIM BAGAN TIANG, DAERAH KERIAN, PERAK DARUL RIDZUAN

UNTUK TETUAN :
PREMIER TOPVEST DEVELOPMENT SDN. BHD.

LUKISAN
PELAN TAPAK, PELAN KUNCI & PELAN LOKASI

TARIKH : DECEMBER 2023	SEKIL : 1:200
DILUKIS : KSL	NO LUKISAN : 22/294/AE/WS
DISEMAK : Ir. TAN C H	
DIREKABENTUK : Ir. TAN C H	SYIT : 1/5

JURUTERA PERUNDING

I HEREBY CERTIFY THAT THESE WORKS HAVE BEEN DESIGNED BY ME IN ACCORDANCE WITH SOUND ENGINEERING PRACTICE AND I ACCEPT FULL RESPONSIBILITY FOR THE DESIGN AND PROPER PERFORMANCE OF THE SAME.

JURUTERA PERUNDING :

AE ENGINEERING CONSULTANCY
No. 23, GANGKAT DUMBAR,
11600, BUKIT DUMBAR, PULAU PINANG
Tel : 012-5205553 / 04-6568553 Fax : 04-6578553
E.mail: aeengconsult@gmail.com