

TECHNICAL PROPOSAL (OSP)



LOCATION A

LAT : 4.767684, LONG : 100.933733



LOCATION B

LAT : 4.767715, LONG : 100.936019

EXISTING CIVIL INFRASTRUCTURE, PROPOSED 1WAY HDD AND PULLING FIBRE OPTIC CABLING

Project Name: TP EX IMPLEMENTATION – JALAN SULTAN ISKANDAR SHAH (TNB KUALA KANGSAR)

Region : NORTHERN

Site/Link Name : FADAR-000-540_AB_16-0044_4378A_JERLUNTOWER_4373A_KTM K.KANGSAR

Site A : 4378A_JERLUNTOWER

Site B : 4373A_KTM K.KANGSAR

Table of Contents

1.0 OSP

- Section 1 : Proposal Sign-off sheet
- Section 2 : OSP & ISP Summary
- Section 3 : Bill of Quantity (Without Pricing)
- Section 4 : OSP Routing Plan
- Section 5 : OSP Snapshot
- Section 6 : Room/Cabin Layout
- Section 7 : 3rd Party Dependency Listing
- Section 8 : Work Schedule

1.0 OSP

Section 1: Proposal Sign-off sheet

This proposal is to provide exiting civil infrastructure and new pulling fibre optic cabling for link below :

Location A : 4378A_JERLUNTOWER

Location B : 4373A_KTM K.KANGSAR

Contractor

Name : MUTANIC TECHNOLOGY SDN BHD.

Signature : 

Check & Approved date : 23/03/2025

Submission Date : 23/03/2025

CelcomDigi Authorized Personel

Verify By

Signature : _____

Name : _____

Date : _____

Approved By

Signature : _____

Name : _____

Date : _____

OSP Summary

Overall proposed Civil Infrastructure Design Distance		250	meter
a.	MICRO Trenching	N/A	meter
b.	Horizontal directional drilling	250	meter
c.	Carriage way open cut trenching	N/A	meter
d.	Proposed Cable Trunking	N/A	meter
e.	Grass Verge open cut trenching	N/A	meter
f.	Other (LAMP POLE)	N/A	meter
g.	Exist cable ladder (in cabin)	N/A	meter
Pulling new cable DIGI 144C		300	meter
Pulling new cable CELCOM 96C		300	pcs
Proposed new closure 144C		2	pc
Proposed new closure 96C		2	pc
EXIST M/H (DIGI)		2	pc
Area of milling work required		N/A	meter ²
Estimated timeline required for job completion		N/A	days

Existing Infrastructure Information

Preceding duct/sub-duct space	N/A
Preceding duct/sub-duct condition	N/A
Existing / tapping manhole	MH Condition OK
Existing cable/fiber condition	Temporary Cable

TENAGA Pole Option:

TNB pole availability	N/A
Distance of the TNB poles	N/A
Constraint	N/A

3rd parties Dependencies

Item	Parties involve and location
LA/LC	KUDR
LLM / KTM / SBC / etc	N/A
Building Management / Land Lord	N/A
Private Owners	N/A

Other Highlights/Remark

<p>TTP</p> <ul style="list-style-type: none"> - TP to replace temporary XC and XD cables with permanent cables. - Infrastructure sharing cables XD and XC. - The team has informed that the XD infrastructure is damaged and currently using a temporary cable. - TP to repair the Digi infrastructure and replace the temporary cable with a permanent one.
--

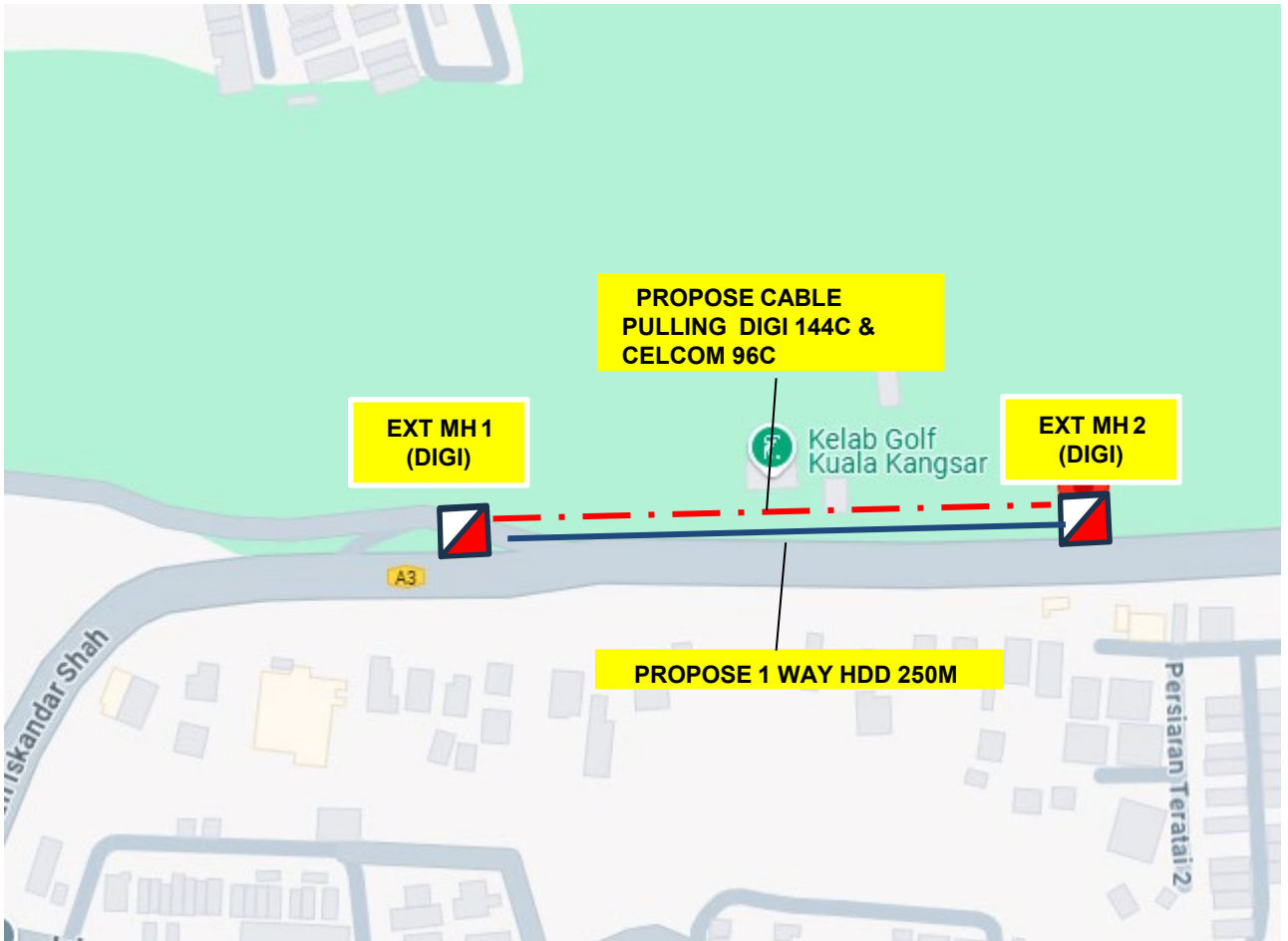
Manholes GPS Coordinates










MANHOLE	LATITUDE	LONGTITUDE
EXT MH 1 (DIGI)	4.767684	100.933733
EXT MH 2 (DIGI)	4.767715	100.936019

Section 3 : - Bill of Quantity

Section 4 : OSP Routing Plan

Section 4 : OSP Routing Plan




LEGEND :			
	HDD PIPE		EXT. MH
	OPEN CUT (GRASS VERGE)		PROPOSED MH
	MICRO TRENCHING		TOWER
	LAMP POLE		POLE
	G.I PIPE		

Section 5 : OSP Snapshot

Section 5: Outside Plant Site Snapshot

PHOTO 1




LOCATION : Jalan Sultan Iskandar Shah, Kuala Kangsar Perak



LOCATION : Jalan Sultan Iskandar Shah, Kuala Kangsar Perak

Section 5: Outside Plant Site Snapshot

PHOTO 2



LOCATION : Jalan Sultan Iskandar Shah, Kuala Kangsar Perak



LOCATION : Jalan Sultan Iskandar Shah, Kuala Kangsar Perak

Section 6 : Room/Cabin Layout

Location of Rack and ODF

Section 7:3rd Party Listing

Section 8: Work Schedule

Work Schedule

No.	Task name	Weeks							
		1	2	3	4	5	6	7	8
1	CIVIL INFRASTRUCTURE WORKS								
1.1	Mobilization								
1.2	Supply and Install MH c/w Accessories								
1.3	HDD Works								
1.4	Trenching Works								
1.5	Micro Trenching Works								
1.6	Supply and Install 4x32mm Sub-Duct								
1.7	Testing & Commissioning of Civil Infra*								
2	CABLE WORKS								
2.1	Laying of OFC 144C and/or 96C								
2.2	Splicing & Termination								
2.3	Testing & Commissioning*								
3	SITE ACCEPTANCE								
3.1	Handover Document								