

DESIGN DETAILS			
1	PIPELINE SYSTEM	MPA	MPB
2	DESIGN CODE	ASME B31.8	N/A
3	DESIGN PRESSURE/MAOP	2483 kPag	N/A
4	OPERATING PRESSURE RANGE	1034~2483 kPag	N/A
5	MIN. SPECIFIED TEST PRESSURE	3724 kPag	N/A
6	MATERIAL	STEEL	PE
7	CLASS LOCATION	4	N/A
8	DESIGN TEMPERATURE	15~55°C	N/A
9	FLOWRATE		

- LEGENDS:
- EXISTING FEEDER LINE (MPA)
 - PROPOSED SERVICE LINE (MPA)
 - EXISTING SERVICE STATION (MPA)
 - PROPOSED SERVICE STATION (MPA)
 - OPEN VALVE
 - CLOSE VALVE
 - END CAP
 - REDUCER
 - AFFECTED SECTION OF EXISTING NPS 6 PIPELINE TO BE GROUTED

- NOTES:
- PROPOSED SERVICE AND BRANCHING OFF VALVES TO BE LOCATED AT THE OUTSIDE OF CUSTOMER BOUNDARY AND TO BE PLACED CLOSEST POSSIBLE TO THE BRANCHING POINT.
 - MAOP : MAXIMUM ALLOWABLE OPERATING PRESSURE.
 - THE INFORMATION IN THE DRAWING IS FOR REFERENCE ONLY. THE CONTRACTOR SHALL VERIFY THE ACCURACY OF THE DRAWING AT SITE.

DISCLAIMER:
GMD DOES NOT GUARANTEE AND MAKES NO REPRESENTATION OR WARRANTY AS TO THE ACCURACY OR SCALE OF THIS PLAN. THIS COMPANY ACCEPTS NO LIABILITY FOR ANY LOSS, DAMAGE, OR INJURY SUFFERED BY ANY PERSON AS A RESULT OF ANY INACCURACY IN THIS PLAN.

REFERENCE DRAWING		
NO.	DRAWING TITLE	DRAWING NO.

REVISION				
NO.	DATE	DESCRIPTION	DSGND/DRAWN/CHKD	APPR

OWNER: **GAS MALAYSIA DISTRIBUTION SDN BHD**
 NO.5, GROUND FLOOR,
 JALAN SERENDAH 26/17,
 SEKSYEN 26,
 40732 SHAH ALAM,
 SELANGOR DARUL EHSAN.

A Member of Gas Malaysia Berhad

CONTRACTOR:

CERTIFIED BY COMPETENT PERSON:
 NAME:
 REG. NO.:
 DATE:

PROJECT TITLE:
 EPCC OF NATURAL GAS DISTRIBUTION SYSTEM TO
 SITIAWAN FL STAGE 1/25
 SITIAWAN, LUMUT, PERAK DARUL RIDZUAN


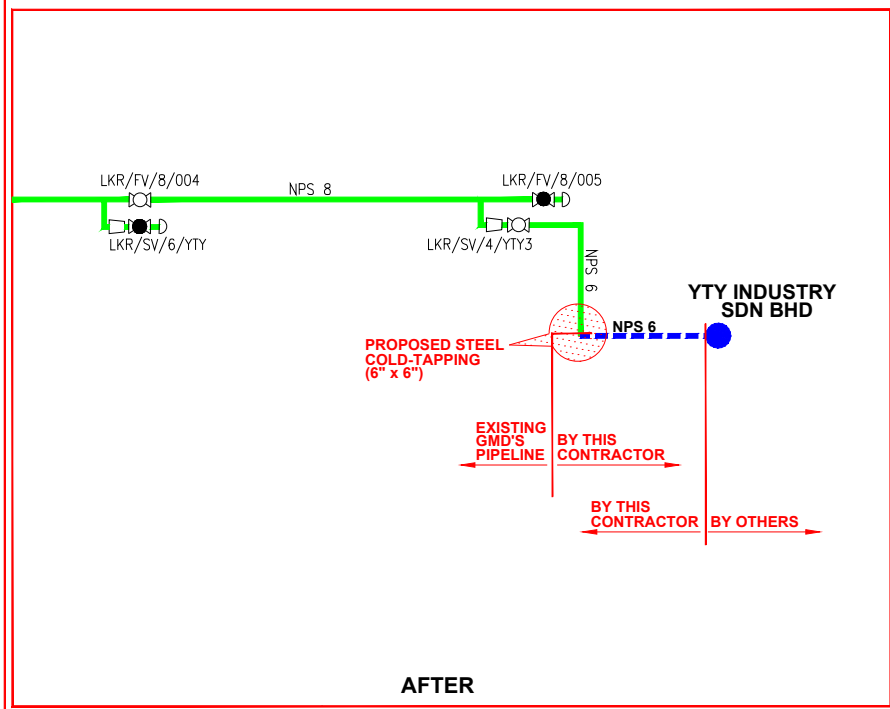
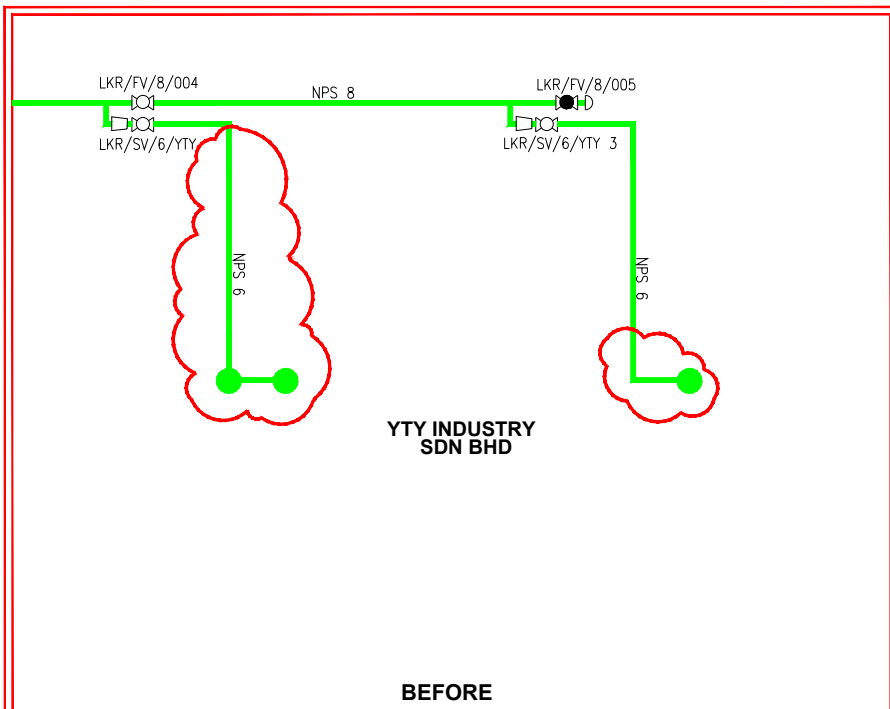
DRAWING TITLE:
 PROPOSED GAS PIPELINE ROUTE

DRAWING NO.: GMD/NDS/SITIAWANFLST1_25/001D_FAA		REV. 0
DESIGNED	MR	APPROVED : OM
DRAWN	SAS	
REVIEWED	FAA/SAM	
CHECKED	MR	
TYPE	AUTHORITY	
DATE	27/08/2025	HEAD OF NETWORK DEVELOPMENT SECTION
SCALE	NTS	CAD FILE NAME: GMD-NDS-YTY-001-RO

FROM
PNGV SRI MANJUNG

NPS 8

NPS 8



SEE DETAIL

DESIGN DETAILS			
1	PIPELINE SYSTEM	MPA	MPB
2	DESIGN CODE	ASME B31.8	N/A
3	DESIGN PRESSURE/MAOP	2483 kPag	N/A
4	OPERATING PRESSURE RANGE	1034~2483 kPag	N/A
5	MIN. SPECIFIED TEST PRESSURE	3724 kPag	N/A
6	MATERIAL	STEEL	PE
7	CLASS LOCATION	4	N/A
8	DESIGN TEMPERATURE	15~55°C	N/A
9	FLOWRATE		

- LEGENDS:
- EXISTING FEEDER LINE (MPA)
 - PROPOSED SERVICE LINE (MPA)
 - EXISTING SERVICE STATION (MPA)
 - PROPOSED SERVICE STATION (MPA)
 - OPEN VALVE
 - CLOSE VALVE
 - END CAP
 - REDUCER
 - AFFECTED SECTION OF EXISTING NPS 6 PIPELINE TO BE GROUTED

- NOTES:
- PROPOSED SERVICE AND BRANCHING OFF VALVES TO BE LOCATED AT THE OUTSIDE OF CUSTOMER BOUNDARY AND TO BE PLACED CLOSEST POSSIBLE TO THE BRANCHING POINT.
 - MAOP : MAXIMUM ALLOWABLE OPERATING PRESSURE.
 - THE INFORMATION IN THE DRAWING IS FOR REFERENCE ONLY. THE CONTRACTOR SHALL VERIFY THE ACCURACY OF THE DRAWING AT SITE.

DISCLAIMER:
GMD DOES NOT GUARANTEE AND MAKES NO REPRESENTATION OR WARRANTY AS TO THE ACCURACY OR SCALE OF THIS PLAN. THIS COMPANY ACCEPT NO LIABILITY FOR ANY LOSS, DAMAGE, OR INJURY SUFFERED BY ANY PERSON AS A RESULT OF ANY INACCURACY IN THIS PLAN.

REFERENCE DRAWING		
NO.	DRAWING TITLE	DRAWING NO.

REVISION						
NO.	DATE	DESCRIPTION	DSGND	DRAWN	CHKD	APPR

OWNER:
GAS MALAYSIA DISTRIBUTION SDN BHD
 NO.5, GROUND FLOOR,
 JALAN SERENDAH 26/17,
 SEKSYEN 26,
 40732 SHAH ALAM,
 SELANGOR DARUL EHSAN.
A Member of Gas Malaysia Berhad

CONTRACTOR:

CERTIFIED BY COMPETENT PERSON:
 NAME:
 REG. NO.:
 DATE:

PROJECT TITLE:
 EPCC OF NATURAL GAS DISTRIBUTION SYSTEM TO
 SITIAWAN FL STAGE 1/25
 SITIAWAN, LUMUT, PERAK DARUL RIDZUAN

DRAWING TITLE:
 SCHEMATIC DIAGRAM AND VALVE DESIGNATION

DRAWING NO.: GMD/NDS/SITIAWANFLST1_25/002D_FAA		REV. 0
DESIGNED	FAA	APPROVED : OM
DRAWN	SAS	
REVIEWED	SAM	
CHECKED	SAM	
TYPE	DRF	
DATE	27/08/2025	HEAD OF NETWORK DEVELOPMENT SECTION
SCALE	NTS	CAD FILE NAME: GMD-NDS-YTY-002-RO